

2024



KINGSLEY BATE™

ELEGANT OUTDOOR FURNITURE

WHY KINGSLEY BATE?

British craftsmen of the 18th century discovered what their Eastern counterparts had known for centuries: that teak possesses qualities unlike any other wood. Its ability to withstand the rigors of adverse climates while weathering attractively makes it the ideal choice for outdoor furniture. We use only premium-quality teak and precise mortise-and-tenon joinery in the construction of our furniture. And while our reputation was founded on teak, our furniture designs have expanded to incorporate the finest stainless steel, aluminum, eco-Teak™, and all-weather wicker as well. This combination of quality materials and craftsmanship provides you with exterior furnishings of exceptional style and durability.

© 2024 Kingsley Bate. All rights reserved.



TABLE OF CONTENTS

PRODUCTS

8	Adirondack	126	Sag Harbor
10	Algarve	134	Savannah
14	Amalfi	136	Sierra
20	Amelia	138	Somerset
22	Azores	140	Southampton
28	Bainbridge	144	Spencer
30	Café	148	St. Barts
32	Cape Cod	152	St. Tropez
34	Capri	41	Steamer
36	Catherine	158	Tiburon
40	Charleston	162	Tivoli
42	Charlotte	168	Tortola
44	Chat	45	Tribeca
46	Chatham	172	Tuscany
48	Chelsea	174	Vero
186	Chippendale	176	Wainscott
52	Classic	189	Waverley
56	Culebra	178	Westport
187	Dunbarton	184	Zona
60	Essex		
64	Frances		
70	Hadley		
74	Hana		
78	Hudson		
82	Hyannis		
188	Hyde Park		
84	Ipanema		
88	Jupiter		
90	La Jolla		
92	Lotus		
94	Lucia		
191	Lutyens		
98	Marin		
100	Mendocino		
102	Milano		
108	Montauk		
110	Monterey		
112	Nantucket		
116	Normandy		
118	Ojai		
120	Oslo		
122	Provence		
124	Quogue		



CUSHIONS & PILLOWS

202	Cushions
210	Quick Ship Cushions
197	Toss Pillows

COLORS

208	Aluminum
204	Fabrics
208	Mesh Slings
208	Rope
208	Teak
209	Wicker

ACCESSORIES & ACCENTS

192	Cushion Boxes
195	Lazy Susan
195	Planters
195	Plaques
195	Reducer Rings
195	Serving Cart
194	Umbrellas & Bases

MATERIALS

198	PVC Coated Mesh
199	Aluminum
199	Stainless Steel
198	Teak
200	Teak Weathering
199	Wicker & Rope

CARE & MAINTENANCE

196	Furniture Covers
196	Teak Care Products

KEY

AH	Arm Height
C	Clearance
D	Depth/Diameter
H	Height
L	Length
SH	Seat Height
W	Width
WBL	Width Between Legs*
Wt	Weight

*Width Between Legs (**WBL**) applies to dining tables and specifies the width between table legs on the long and short sides of tables. Information is formatted as: Long Side/Short Side.

Clearance is measured at the lowest point of the table top/apron.

All measurements shown in inches.

See pages 2-7 for additional navigation.

DINING CHAIRS



Algarve | p.11



Amalfi | p.15



Azores | p.23



Café | p.31



Cape Cod | p.33



Capri | p.35



Catherine | p.37



Charlotte | p.43



Chatham | p.47



Chelsea | p.49



Classic | p.53



Culebra | p.57



Frances | p.65



Hadley | p.71



Hana | p.75



Hudson | p.79



La Jolla | p.91



Lucia | p.95



Marin | p.99



Milano | p.103



Monterey | p.111



Nantucket | p.113



Quogue | p.125



Sag Harbor | p.127



Southampton | p.141



Spencer | p.145



St. Barts | p.149



St. Tropez | p.153



St. Tropez | p.155



St. Tropez | p.155



Tiburón | p.159



Tivoli | p.163



Vero | p.175



Westport | p.179



DINING TABLES



Algarve | p.11



Amalfi | p.15



Café | p.31



Essex | p.61



Provence | p.123



Sag Harbor | p.127



Westport | p.179



Essex | p.63



Bainbridge | p.29



Café | p.31



Sierra | p.137



Tiburon | p.159



Tivoli | p.163



Tuscany | p.173



Wainscott | p.177



Amalfi | p.15



Bainbridge | p.29



Hyannis | p.83



La Jolla | p.91



Oslo | p.121



Provence | p.123



Sierra | p.137



Tiburon | p.159



Tivoli | p.163



Tuscany | p.173



Wainscott | p.177

CLUB SEATING



Adirondack | p.9



Amalfi | p.17



Catherine | p.39



Culebra | p.59



Marin | p.99



Milano | p.103



Quogue | p.125



Spencer | p.145



St. Tropez | p.157



St. Tropez | p.155



Tivoli | p.165

LOUNGE SEATING



Algarve | p.13



Amalfi | p.19



Azores | p.25



Cape Cod | p.33



Charlotte | p.43



Chatham | p.47



Chelsea | p.51



Culebra | p.59



Frances | p.67



Hadley | p.73



Hana | p.77



Hudson | p.81



Ipanema | p.85



Jupiter | p.89



Lucia | p.97



Mendocino | p.101



Milano | p.105



Montauk | p.109



Nantucket | p.115



Normandy | p.117



Ojai | p.119



Sag Harbor | p.129



Sag Harbor | p.129



Sag Harbor | p.131



Savannah | p.135



Somerset | p.139



Southampton | p.143



Spencer | p.147



St. Barts | p.151



Tortola | p.169



Vero | p.175



Westport | p.181



Zona | p.185



Chelsea | p.51



Frances | p.67



Sag Harbor | p.129



Somerset | p.139



Southampton | p.143



Tortola | p.169

DAYBEDS



Amelia | p.20



Ipanema | p.85

SECTIONALS



Azores | p.27



Chelsea | p.51



Frances | p.69



Ipanema | p.87



Lotus | p.93



Milano | p.107



Milano | p.107



Montauk | p.109



Sag Harbor | p.131



Sag Harbor | p.131



St. Barts | p.151



Tivoli | p.167



Tortola | p.171



Westport | p.183

BENCHES & GARDEN ARMCHAIRS



Sierra | p.137



Tuscany | p.173



Waverley | p.189



Chelsea | p.49



Chippendale | p.186



Dunbarton | p.187



Hyde Park | p.188



Lutyens | p.191

ROCKERS



Charleston | p.40



Culebra | p.59



Sag Harbor | p.127



Southampton | p.141



CHAISES



Amalfi | p.17



Classic | p.53



Marin | p.99



Milano | p.103



Nantucket | p.113



Sag Harbor | p.133



Southampton | p.141



St. Barts | p.149



St. Tropez | p.157



Steamer | p.41



Tiburón | p.161



Tivoli | p.165



Tortola | p.169



Westport | p.179

BAR CHAIRS & TABLES



Culebra | p.57



Café | p.31



Chelsea | p.49



Milano | p.103



Nantucket | p.113



Sag Harbor | p.127



Spencer | p.145



St. Tropez | p.153



Tiburón | p.161



Tivoli | p.165



Essex | p.61



Tiburón | p.161



Wainscott | p.177

COUNTER STOOLS & TABLE



Café | p.31



Café | p.31



Nantucket | p.113



Sag Harbor | p.127



Spencer | p.145



Wainscott | p.177



OCCASIONAL TABLES



Algarve | p.13



Amalfi | p.17



Azores | p.25



Cape Cod | p.33



Catherine | p.38



Chatham | p.47



Classic | p.55



Culebra | p.59



Essex | p.61



Frances | p.69



Hana | p.77



Ipanema | p.85



Jupiter | p.89



Lotus | p.93



Mendocino | p.101



Montauk | p.109



Nantucket | p.115



Normandy | p.117



Ojai | p.119



Provence | p.123



Sag Harbor | p.133



Savannah | p.135



Sierra | p.137



Somerset | p.139



Southampton | p.143



St. Tropez | p.155



Tivoli | p.165



Tribeca | p.45



Tuscany | p.173



Westport | p.181



Chat | p.44



Classic | p.55



Tuscany | p.173



ACCESSORIES



Teak Cushion Box | p.193



Woven Cushion Box | p.193



Umbrellas | p.194



Serving Cart | p.195



Lazy Susan | p.195



Planters | p.195



Toss Pillows | p.197



Brass Plaques | p.195



Furniture Covers | p.196



Care & Maintenance Products | p.196





ADIRONDACK

CHAIR & OTTOMAN

The original Adirondack chair was conceived of more than 100 years ago in the mountains of upstate New York. Prized for its simplistic Craftsman style and exceptional comfort, it has become one of the most iconic and popular seating items for the outdoors. Our version is offered in two wood options: Grade A teak or distressed teak. Distressed teak items may be ordered with hand-applied factory finishes in Vintage or Antiqued White, or the natural Rustic (no finish). See page 201 for details on how painted teak weathers.



AK25 Adirondack Chair
Cushion CUS38
Cover FC069

W 30.5 D 35.5 H 39 SH 15.5 AH 23 Wt 32 LBS.



AK05 Adirondack Ottoman
Cushion CUS100
Cover FC068

W 24 D 23 H 15.5 Wt 20 LBS.

Stocked Colors



Grade A Teak • **A**



Antiqued White • **AW**



Rustic • **R**



Vintage • **VT**



Assembly required.

Chairs above shown in Grade A Teak. Chairs at left shown in Antiqued White, Vintage, and Rustic (left to right).



ALGARVE

DINING GROUP

The Algarve collection is inspired by classic Danish modern design, with clean lines, sharp angles, and balanced proportions. Pieces are interpreted in premium solid teak to ensure years of enjoyment. Designed by Fred Spector.



GV14 Dining Side Chair
Ships 2 per carton.
Cushion CUS89



.....
W 20 D 24.5 H 35.5 SH 17.5 Wt 18 LBS.

GV15 Dining Armchair
Cushion CUS88



.....
W 22 D 24.5 H 35.5 SH 17.5 AH 25 Wt 23 LBS.

GV52 52" Round Dining Table
Seats 4
1.5" umbrella hole.
Accepts 9' umbrella.
Cover FC036 (table w/ 4 chairs)



.....
D 52 H 29.5 C 28.5 Wt 85 LBS.

GV60 60" Round Dining Table
Seats 6
2" umbrella hole.
Accepts up to 10' umbrella.
Cover FC038 (table w/ 4-6 chairs)



.....
D 60 H 29.5 C 28.5 Wt 100 LBS.

Assembly required.

Always check dimensions of dining chairs and tables for compatibility.

Chairs pictured with 5453 Canvas cushions.

Quick Ship cushions available for immediate delivery.
See page 210 for details.



ALGARVE

DEEP SEATING



GV80 Sofa
Cushion CUS163 x 3
Cover FC217



W 80 D 34 H 34.5 SH 18 AH 23.5 Wt 124 LBS.

GV55 Settee
Cushion CUS163 x 2
Cover FC216



W 55 D 34 H 34.5 SH 18 AH 23.5 Wt 90 LBS.

GV30 Lounge Chair
Cushion CUS163
Cover FC215



W 30 D 34 H 34.5 SH 18 AH 23.5 Wt 62 LBS.

GV10 Ottoman
Cushion CUS162
Cover FC214



W 25 D 24.5 H 17.5 Wt 17 LBS.

GV20 Side Table
Cover FC218



L 25 W 21.5 H 19 Wt 16 LBS.

GV48 Coffee Table
Cover FC219



L 48 W 26 H 16 Wt 40 LBS.

Assembly required.

Seating pictured with 9862 Millstone cushions and 4108 Fog toss pillows.

Quick Ship cushions available for immediate delivery. See page 210 for details.



AMALFI

DINING GROUP

Distinguished by angular seats, square frames, and tapered legs, Amalfi is a modern classic—and a specification favorite of architects and interior designers. Constructed from premium solid teak. Designed by Andrew Gower.



AM15 Dining Armchair
Cushion CUS15



.....
W 23.5 D 24.5 H 35 SH 17.5 AH 25 Wt 25 LBS.

AM50 50" Round Dining Table

Seats 4
 1.5" umbrella hole.
 Accepts 9" umbrella.
 Cover FC036 (table w/ 4 chairs)



.....
D 50 H 29 C 28 Wt 70 LBS.

AM73 73" Rectangular Dining Table

Seats 6
 2" umbrella hole.
 Accepts up to 10" umbrella.
 Cover FC037 (table w/ 4-6 chairs)



.....
L 73 W 38 H 29 C 25.5 WBL 65/32 Wt 80 LBS.

Assembly required.

Always check dimensions of dining chairs and tables for compatibility.

Chairs pictured with 5453 Canvas cushions.

Quick Ship cushions available for immediate delivery.
 See page 210 for details.

AMALFI

CLUB SEATING & CHAISE





AM70N Poolside Chaise
4 position adjustable backrest.
Integrated wheels.
Cushion CUS85
Cover FC119



W 27.5 L 78 SH 13.5 Wt 70 LBS.

AM25 Club Chair
Cushion CUS80
Cover FC115



W 29.5 D 28 H 33 SH 15 AH 24 Wt 35 LBS.

AM20 Side Table
Cover FC114



L 21.5 W 21.5 H 15 Wt 20 LBS.

AM05 Club Ottoman
Cushion CUS81
Cover FC112



W 24.5 D 20 H 14.5 Wt 18 LBS.



Assembly required.

Poolside chaise and club seating pictured with
5453 Canvas cushions.

Quick Ship cushions available for immediate delivery.
See page 210 for details.



AMALFI

DEEP SEATING

AM80 Sofa
Cushion CUS77 x 3
Cover FC120



W 80 D 33 H 33 SH 15.5 AH 25 Wt 136 LBS.

AM55 Settee
Cushion CUS77 x 2
Cover FC118



W 55 D 33 H 33 SH 15.5 AH 25 Wt 96 LBS.

AM30 Lounge Chair
Cushion CUS77
Cover FC116



W 30 D 33 H 33 SH 15.5 AH 25 Wt 63 LBS.

AM10 Ottoman
Cushion CUS78
Cover FC113



W 29.5 D 22.5 H 15.5 Wt 26 LBS.



AM20 Side Table
Cover FC114



L 21.5 W 21.5 H 15 Wt 20 LBS.

AM41 Coffee Table
Cover FC117



L 40 W 40 H 17 Wt 48 LBS.

Assembly required.

Quick Ship cushions available for immediate delivery.
See page 210 for details.



AL82 Hanging Daybed

Professional installation recommended.
Carabiners and rope not included.
Cushion CUS234 (mattress cushion)
Cushion CUS235 (mattress slipcover)



W 82 D 46 H 22.5 AH 15 Wt 82 LBS.*





AMELIA

HANGING DAYBED

Our Amelia hanging daybed evokes the tranquil, natural beauty of the barrier island for which it was named. Frames are made from sturdy rustproof aluminum and premium all-weather wicker. The daybed is designed to fit a standard twin mattress: 38"W x 75"L (max. 6.5"-7" thick). If desired, we offer a mattress slipcover made in weather-friendly fabric that adjusts to fit a mattress of this size. Alternatively, you may purchase our plush, mattress-sized outdoor cushion in the fabric of your choice.



Stocked Color



Rush•RU

Special Order Colors



Textured Charcoal•H



Sunset•SN



Textured Gray•TG



White•W

Daybed at above right shown with [5] 18" x 18" toss pillows and [1] 19" x 11" lumbar pillow. Daybed shown in Rush with mattress cushion in 5453 Canvas.

*Weight is estimated based on hanging daybed and mattress cushion.

Quick Ship cushions available for immediate delivery. See page 210 for details.





AZORES

DINING CHAIRS

Azores strikes the perfect balance between transitional and modern design. Angular planes of hand woven fiber are supported by a sturdy base of solid teak hardwood. Most seating units have beveled teak accents that run the perimeter of the back or arms. All frames are constructed from all-weather wicker fiber that has been wrapped around an aluminum frame, and the finest Grade A teak wood. Designed by John Caldwell.



AZ14 Dining Side Chair
Ships 2 per carton.
Cushion CUS129
Cover FC195




W 22.5 D 23.5 H 33.5 SH 19 Wt 24 LBS.

AZ15 Dining Armchair
Ships 2 per carton.
Cushion CUS129
Cover FC196



W 25 D 23.5 H 33.5 SH 19 AH 26 Wt 26 LBS.

Stocked Color



Granite • GR

Special Order Color



Cool Grey • CG

Always check dimensions of dining chairs and tables for compatibility.

Dining side chairs pictured with 4108 Fog cushions and our Tuscany square dining table.

Quick Ship cushions available for immediate delivery. See page 210 for details.

AZORES

DEEP SEATING




Cushions for the Azores collection are intended solely for outdoor use.

Seating shown with 5453 Canvas cushions.

Quick Ship cushions available for immediate delivery.
See page 210 for details.

Stocked Color



Granite • GR

Special Order Color



Cool Grey • CG



AZ75 Sofa
Cushion CUS177
Cover FC276



W 81 D 35.5 H 30.5 SH 17 AH 23.5 Wt 83 LBS.

AZ60 Settee
Cushion CUS176
Cover FC275



W 57 D 35.5 H 30.5 SH 17 AH 23.5 Wt 67 LBS.

AZ30 Lounge Chair
Cushion CUS157
Cover FC198



W 32.5 D 35.5 H 30.5 SH 17 AH 23.5 Wt 50 LBS.

AZ10 Ottoman
Cushion CUS133
Cover FC197



W 26.5 D 22 H 16.5 Wt 23 LBS.

AZ20 Side Table
Clear tempered glass top.
Cover FC203



L 18 W 18 H 18.5 Wt 15 LBS.

AZ33 Coffee Table
Clear tempered glass top.
Cover FC204



L 31 W 31 H 16.5 Wt 23 LBS.



AZORES

SECTIONAL

Locking hardware is provided to secure seating units together.

Sectional pictured with two armless chairs, two corner chairs, and one each of the armless settee, ottoman, coffee table, and side table; shown in 5453 Canvas cushions.

Quick Ship cushions available for immediate delivery.
See page 210 for details.



**AZ64 Sectional
Armless Settee**
Cushion CUS132 x 2
Cover FC201*



W 63 D 35.5 H 32 SH 17 Wt 60 LBS.

**AZ32 Sectional
Armless Chair**
Cushion CUS132
Cover FC200*



W 31.5 D 35.5 H 32 SH 17 Wt 37 LBS.

**AZ27 Sectional
Corner & End Chair**
Cushion CUS127
Cover FC202*




W 35.5 D 35.5 H 32 SH 17 Wt 47 LBS.

AZ31 Sectional Ottoman
Cushion CUS131
Cover FC199 (no zipper)



W 31.5 D 32 H 17 Wt 26 LBS.

Stocked Color



Granite•GR

Special Order Color



Cool Grey•CG

*Azores sectional covers zip together for any configuration. Order one main panel per section and one left (FC232) and right (FC233) end panel for end units. Example: A 4-piece sectional needs 6 covers: 4 main, 1 left end, 1 right end.



BAINBRIDGE

DINING TABLES

Our Bainbridge tables have an attractive, transitional design that complements a wide assortment of our dining chairs. Table tops are constructed with mitered corners, precise mortise and tenon joinery, and chamfered edges; legs are substantial and solid.

Assembly required.

Shown with our Hudson dining chairs in Charcoal Rope.



BG42 42.5" Square Dining Table

Seats 4
1.5" umbrella hole.
Accepts 9' umbrella.
Cover FC040 (table w/ 4 chairs)



L 42.5 W 42.5 H 29.5 C 26 WBL 36/36 Wt 61 LBS.

BG72 72.5" Rectangular Dining Table

Seats 6
2" umbrella hole.
Accepts up to 10' umbrella.
Cover FC037 (table w/ 4-6 chairs)



L 72.5 W 40 H 29.5 C 26 WBL 66/33 Wt 81 LBS.

BG85 85" Rectangular Dining Table

Seats 8
2" umbrella hole.
Accepts up to 10' umbrella.
Cover FC220 (table w/ 6-8 chairs)



L 85 W 40 H 29.5 C 26 WBL 78/33 Wt 99 LBS.



CAFÉ

DINING, BAR & COUNTER CHAIRS

Our Café collection seamlessly blends elegance with durability. Each seating piece is meticulously crafted from powder-coated aluminum and all-weather wicker, setting a sophisticated tone for patios or outdoor eateries. Dining chairs are stocked in three wicker combinations with our Rattan frame color. All seating can be customized using six wicker colors, set against either Rattan or White frames. [Explore more customization options at Kingsleybate.com.](https://www.kingsleybate.com)



CF14 Dining Side Chair
Stacking (maximum 2).
Ships 2 per carton.



W 19.5 D 24 H 35 SH 18 Wt 10 LBS.

CF15 Dining Armchair
Stacking (maximum 2).
Ships 2 per carton.



W 21.5 D 24 H 35 SH 18 AH 26.5 Wt 10 LBS.

CF19 Counter Stool

Note: Special order only.



W 18 D 18 H 24 Wt 6 LBS.

CF16 Counter Chair

Note: Special order only.



W 19.5 D 24 H 41.5 SH 24 Wt 11 LBS.

CF17 Bar Chair

Note: Special order only.



W 19.5 D 24 H 45.5 SH 28 Wt 12 LBS.

CF30 30" Square Café Table
Seats 2/4
Does not accept umbrella.
Cover FC176 (table w/ 2 chairs)

Note: Available in White finish only.



L 30 W 30 H 29.5 C 28.5 Wt 22 LBS.

CF31 30" Round Café Table
Seats 2/3
Does not accept umbrella.
Cover FC176 (table w/ 2 chairs)

Note: Special order only, in White finish only.



D 30 H 29.5 C 28.5 Wt 21 LBS.

Frame Colors



Rattan • RT



White • WH

Stocked Combinations: Rattan Frame with (Primary/Accent) Wicker



Royal Blue/Café White • RB/WF



Café White/Royal Blue • WF/RB



Café White/French Blue • WF/FB

Special Order Wicker Colors



Café Black • BA



Camel • CM



French Blue • FB



French Gray • FG



Royal Blue • RB



Café White • WF

To Customize Seating:

1. Select frame color.
2. Decide on wicker colors (either one or a combination).
3. Code Format: Item + Frame Color + Wicker Colors (primary/accent).
 - Single wicker: CF15 + RT + RB/RB = CF15.RT.RB.RB
 - Dual wicker: CF15 + WH + RB/WF = CF15.WH.RB.WF

Table assembly required.

Always check dimensions of dining chairs and tables for compatibility.
Use care when stacking powder-coated frames to avoid marring the finish.



Stocked Color



White•**W**

Special Order Colors



Black•**BK**



Cobblestone•**CS**



Textured Charcoal•**H**



Willow•**L**



Rush•**RU**



Sea Salt•**S**



Sunset•**SN**



Textured Gray•**TG**

CAPE COD

DINING CHAIR & DEEP SEATING

With its elegant sweeping lines, our Cape Cod collection is an updated, more sophisticated version of classic wicker porch furniture. Pieces are constructed from all-weather wicker and rustproof aluminum frames, allowing them to be used outdoors, completely exposed to the elements.

CD15 Dining Armchair

Ships 2 per carton.
Cushion CUS04
Cover FC043



W 26.5 D 26.5 H 34 SH 19.5 AH 26 Wt 20 LBS.

CD23 Side Table

Optional Clear Tempered
Glass Top CDGL1
Cover FC045



L 23 W 23 H 23 Wt 14 LBS.

CD66 Sofa

Cushion CUS59
Cover FC049

Note: Specify cushion code CUS69 for 3 seat/back cushions when ordering striped or patterned fabric.



W 78 D 33.5 H 33.5 SH 18 AH 25.5 Wt 49 LBS.

CD47 Coffee Table

Optional Clear Tempered
Glass Top CDGL2
Cover FC048



L 47 W 24 H 18.5 Wt 19 LBS.

CD25 Lounge Chair

Cushion CUS32
Cover FC046



W 31.5 D 35 H 33.5 SH 18 AH 25.5 Wt 28 LBS.

CD05 Ottoman

Cushion CUS42
Cover FC042



W 27 D 21 H 16.5 Wt 13 LBS.

Cushions for the Cape Cod collection are intended solely for outdoor use.

Always check dimensions of dining chairs and tables for compatibility.

Quick Ship cushions available for immediate delivery. See page 210 for details.





CAPRI

DIRECTOR'S CHAIR

Our Capri director's chair blends contemporary styling with the comfort of sling furniture. The solid teak frame, stainless steel supports, and durable Phifertex® fabric combine to create a strong, comfortable, and lightweight chair that folds compactly for storage.

CC15 Director's Chair
Stainless steel support braces.
Folds easily and compactly.



W 23.5 D 18.5 H 34 SH 19 AH 26.5 Wt 14 LBS.

Stocked Color




Sand•W


Special Order Colors




Black•BK



Blue•BL



Slate•SL



Cilantro•T

Assembly required.

Always check dimensions of dining chairs and tables for compatibility.



CATHERINE

DINING CHAIRS

The Catherine collection uses a classic blend of mixed materials for a relaxed, elegant aesthetic. Seating surfaces on dining and club pieces are crafted from extra-large strands of all-weather wicker, arranged in a geometric pattern, which provide just the right amount of give to eliminate the need for cushions. Choose from a solid teak frame paired with Ash wicker, or a powder-coated aluminum frame in White complemented by Ivory wicker. Alternatively, personalize the frames with additional wicker color options.





CN14 Dining Side Chair
Ships 2 per carton.



TEAK **W** 18.5 **D** 26 **H** 34 **SH** 18 **Wt** 13 LBS.
ALUMINUM **W** 18.5 **D** 26 **H** 34.5 **SH** 18 **Wt** 11 LBS.

CN15 Dining Armchair
Stacking.
Ships 2 per carton.



TEAK **W** 25 **D** 26 **H** 34 **SH** 18 **AH** 25.5 **Wt** 16 LBS.
ALUMINUM **W** 25 **D** 26 **H** 34.5 **SH** 18 **AH** 25.5 **Wt** 14 LBS.

Frame Colors



Grade A Teak • **A** White Aluminum • **WH**

Stocked Combinations



Grade A Teak w/ Ash • **A/AH**



White Aluminum w/ Ivory • **WH/IV**

Special Order Wicker Colors



Ash • **AH**



Ivory • **IV**



Thatch • **TH**

Always check dimensions of dining chairs and tables for compatibility.

Chairs at top left shown in Grade A teak with Ash wicker. Chairs at bottom left shown with White powder-coated aluminum frames and Ivory wicker.

Care should be used when stacking powder-coated frames to avoid marring the finish.

CATHERINE

CLUB SEATING



CN20 Side Table
Cover FC134



Note: Available in White aluminum only.

ALUMINUM L 20 W 20 H 18.5 Wt 10 LBS.

CN47 Coffee Table
Cover FC143



Note: Available in White aluminum only.

ALUMINUM L 47 W 28 H 15.5 Wt 25 LBS.





CN81 Sofa
Cover FC181



TEAK **W** 82 **D** 31.5 **H** 31 **SH** 14.5 **AH** 24 **Wt** 49 LBS.
ALUMINUM **W** 82 **D** 31.5 **H** 31.5 **SH** 14.5 **AH** 24 **Wt** 40 LBS.

CN56 Settee
Cover FC180



TEAK **W** 55.5 **D** 31.5 **H** 31 **SH** 14.5 **AH** 24 **Wt** 35 LBS.
ALUMINUM **W** 55.5 **D** 31.5 **H** 31.5 **SH** 14.5 **AH** 24 **Wt** 29 LBS.

CN31 Club Chair
Cover FC178



TEAK **W** 28.5 **D** 31.5 **H** 31 **SH** 14.5 **AH** 24 **Wt** 23 LBS.
ALUMINUM **W** 28.5 **D** 31.5 **H** 31.5 **SH** 14.5 **AH** 24 **Wt** 18 LBS.

CN11 Ottoman
Cover FC179



TEAK **W** 28 **D** 20.5 **H** 15.5 **Wt** 11 LBS.
ALUMINUM **W** 28 **D** 20.5 **H** 15.5 **Wt** 9 LBS.



Frame Colors




Grade A Teak•**A**



White Aluminum•**WH**

Special Order Wicker Colors



Ash•**AH**



Ivory•**IV**




Thatch•**TH**

Stocked Combinations



Grade A Teak w/ Ash•**A/AH**



White Aluminum w/ Ivory•**WH/IV**

Collection above shown in White aluminum with Ivory wicker.
Collection below shown in Grade A teak with Ash wicker.

CHARLESTON

ROCKER

Our Charleston rocker, a timeless addition to your porch, is available in either Grade A teak or distressed teak in Antiqued White. Its high rake back, curved seat, and wide arms are designed for years of pleasant rocking. See page 201 for details on how painted teak weathers.



CR25 Rocker
Cushion CUSCR
Cover FC070



Stocked Colors



Grade A Teak • A



Antiqued White • AW

W 23 D 32 H 42 SH 16 Wt 35 LBS.

STEAMER

Steamer chairs were popularized in the early 1900's when they lined the decks of the world's finest luxury vessels. Our Steamer is the quintessential version, with heavy duty construction and solid brass hardware.



ST65 Steamer Chair
4 position adjustable backrest.
Removable footrest.
Folds compactly for storage.
Cushion CUS65
Head rest pillow CUS6P
Cover FC171



W 23 L 58 H 38 SH 14 AH 22 Wt 55 LBS.

Assembly required.

Quick Ship Steamer Chair cushions available for immediate delivery. See page 210 for details.

CHARLOTTE

DINING CHAIR & DEEP SEATING

Charlotte exemplifies the simple, natural beauty of classic rattan garden furniture. Durable aluminum frames are hand-painted to replicate authentic rattan, then woven with all-weather wicker in an open-grid pattern lending a feeling of airiness. Plush cushions complete the look and provide relaxing comfort. **The Charlotte collection is available by special order only.**





HL15 Dining Armchair

Ships 2 per carton.
Cushion CUS115



W 23 D 27.5 H 35 SH 19 AH 24.5 Wt 12 LBS.

HL75 Sofa

Cushion CUS175
Cover FC339



W 79 D 38 H 34.5 SH 18 AH 24 Wt 59 LBS.

HL60 Settee

Cushion CUS160
Cover FC338



W 55.5 D 37.5 H 34.5 SH 18 AH 24 Wt 41 LBS.

HL30 Lounge Chair

Cushion CUS130
Cover FC336



W 29 D 36.5 H 34.5 SH 18 AH 24 Wt 24 LBS.

HL10 Ottoman

Cushion CUS110
Cover FC337



W 29 D 24.5 H 18 Wt 12 LBS.



Special Order Color



Classic Rattan=CR

All furniture shown with 5453 Canvas cushions. Seating pictured with Provence occasional tables in the Rustic finish. Dining at bottom left shown with Oslo dining table.

Always check dimensions of dining chairs and tables for compatibility.

Quick Ship cushions available for immediate delivery. See page 210 for details.



CHAT

OCCASIONAL TABLE

The height of our Chat table is slightly raised to be suitable for low dining, yet can still be comfortably used as a coffee table with any of our seating collections. Made from Grade A teak.

CT55 55" Chat Table
Seats 4/6
2" umbrella hole.
Accepts up to 10' umbrella.
Cover FC023



D 55 H 21 Wt 64 LBS.



TRIBECA

OCCASIONAL TABLES

Our versatile Tribeca tables are crafted from premium Grade A teak wood using precise mortise and tenon joinery. Table tops have beautiful wide slats, and legs are sleek and tapered, making Tribeca the perfect complement to any of our modern or transitional seating collections.

TI20 Side Table
Cover FC278



L 20 W 20 H 18 Wt 16 LBS.

TI38 Coffee Table
Cover FC279



L 38 W 24.5 H 15.5 Wt 26 LBS.

TI47 Coffee Table
Cover FC143



L 47 W 28.5 H 15.5 Wt 33 LBS.

Assembly required.

Tribeca tables shown with Zona seating.

CHATHAM

DINING CHAIRS & DEEP SEATING

Our Chatham collection is carefully crafted by hand with a classic open-weave design. Frames are constructed from rustproof aluminum and only the finest all-weather wicker. **The Chatham collection is available by special order only.**



HA14 Dining Side Chair

Ships 2 per carton.
Cushion CUS140
Cover FC104



W 20.5 D 28.5 H 34.5 SH 20 Wt 16 LBS.

HA15 Dining Armchair

Ships 2 per carton.
Cushion CUS141
Cover FC105



W 24.5 D 28.5 H 34.5 SH 20 AH 24 Wt 18 LBS.



Special Order Color



Classic White • CW

Always check dimensions of dining chairs and tables for compatibility.

Dining chairs shown with Provence round dining table.

HA75 Sofa

Cushion CUS145
Cover FC107



W 86 D 36 H 34 SH 19.5 AH 24 Wt 69 LBS.

HA60 Settee

Cushion CUS144
Cover FC016



W 58.5 D 35.5 H 34 SH 19.5 AH 24 Wt 48 LBS.

HA30 Lounge Chair

Cushion CUS143
Cover FC009



W 32.5 D 33.5 H 34 SH 19.5 AH 24 Wt 30 LBS.

HA10 Ottoman

Cushion CUS110
Cover FC103



W 29.5 D 21.5 H 19 Wt 14 LBS.

HA20 Side Table

Optional Clear Tempered
Glass Top SHGL1
Cover FC006



L 19.5 W 19.5 H 19.5 Wt 11 LBS.

HA42 Coffee Table

Optional Clear Tempered
Glass Top HAGL2
Cover FC106



L 42.5 W 30.5 H 15.5 Wt 20 LBS.



CHELSEA

CHAIRS & BENCH

The Chelsea collection has a classic transitional design that complements a broad range of architectural styles. All pieces are generously proportioned, comfortable, and constructed from solid teak. The dining chairs, bar chair, and bench have ergonomically curved slats on seats and backs; the deep seating and sectional have sling seat decks and extra thick cushions for exceptional comfort.



C014 Dining Side Chair
Ships 2 per carton.
Cushion CUS13



W 19 D 24 H 36 SH 17 Wt 19 LBS.

C018 Bar Chair
Cushion CUS22



W 23.5 D 25.5 H 47 SH 28 AH 36 Wt 30 LBS.

C015 Dining Armchair
Cushion CUS22



W 23.5 D 24.5 H 36 SH 17 AH 25 Wt 25 LBS.

C045 4.5' Bench
Cushion CUS46



W 55.5 D 26 H 36 SH 17 AH 25 Wt 55 LBS.

Assembly required.

Always check dimensions of dining chairs and tables for compatibility.

Dining chairs pictured with our Wainscott rectangular table and 5453 Canvas cushions.

Quick Ship chair cushions available for immediate delivery. See page 210 for details.

CHELSEA

DEEP SEATING & SECTIONAL



Assembly required.

Clips are provided to secure sectional seating units together.

Deep seating group pictured above with our Classic occasional tables. Sectional pictured with one each of the left arm settee, armless chair, corner chair, and right arm settee; shown with 5453 Canvas cushions.

Quick Ship cushions available for immediate delivery. See page 210 for details.

*Chelsea sectional covers zip together for any configuration. Order one main panel per section and one left (FC273) and right (FC274) end panel for end units. Example: A 4-piece sectional needs 6 covers: 4 main, 1 left end, 1 right end.



C080 Sofa
Cushion CUS67 x 3
Cover FC102



W 81.5 D 36 H 34.5 SH 17 AH 22.5 Wt 133 LBS.

C062 Sectional Left Arm (Facing) Settee
Cushion CUS67 x 2
Cover FC271*



W 53.5 D 37 H 35 SH 16 AH 22 Wt 91 LBS.

C055 Settee
Cushion CUS67 x 2
Cover FC063



W 56.5 D 36 H 34.5 SH 17 AH 22.5 Wt 104 LBS.

C063 Sectional Right Arm (Facing) Settee
Cushion CUS67 x 2
Cover FC272*



W 53.5 D 37 H 35 SH 16 AH 22 Wt 91 LBS.

C030 Lounge Chair
Cushion CUS67
Cover FC062



W 31.5 D 36 H 34.5 SH 17 AH 22.5 Wt 68 LBS.

C032 Sectional Armless Chair
Cushion CUS67
Cover FC269*



W 25 D 35 H 35 SH 16 Wt 55 LBS.

C030SR Swivel Rocker Lounge Chair
Cushion CUS67
Cover FC100



W 31.5 D 37 H 36 SH 19 AH 24 Wt 112 LBS.

C027 Sectional Corner Chair
Cushion CUS187
Cover FC270*



W 35 D 35 H 35 SH 16 Wt 69 LBS.

C010 Ottoman
Cushion CUS66
Cover FC098



W 31 D 24.5 H 14.5 Wt 30 LBS.

C031 Sectional Ottoman
Cushion CUS169
Cover FC268 (no zipper)



W 25 D 25 H 16 Wt 25 LBS.



Assembly required.

Chaise above pictured with 5453 Canvas cushion.

Quick Ship chaise cushions available for immediate delivery. See page 210 for details.

Always check dimensions of dining chairs and tables for compatibility.

Dining group shown in naturally weathered teak wood.



CLASSIC

DINING CHAIRS & CHAISE

Our collection of Classic items share a common theme: well-designed traditional furniture with touches of American Craftsman style. All items are constructed from solid teak for exceptional quality.

CL18 Dining Side Chair
Scooped seat for comfort.
Cushion CUS16



W 18 D 21 H 38 SH 18 Wt 20 LBS.



CL18A Dining Armchair
Scooped seat for comfort.
Cushion CUS16



W 23 D 21 H 38 SH 18 AH 25 Wt 23 LBS.

CL70 Chaise
4 position adjustable backrest.
Knee bend section for leg support
and comfort.
Integrated wheels.
Cushion CUS76
Cover FC119 (chaise without arms)



W 26.5 L 77 SH 13.5 Wt 70 LBS.



**CL01 Optional
Chaise Arms**
Rotate backwards for
easy accessibility.



W 3 L 20 H 10 Wt 11 LBS.

**NTTR Optional
Chaise Tray**
Slides in and out for
ease of use.



W 12 L 22 Wt 7 LBS.



CLASSIC

OCCASIONAL TABLES



CL44 Coffee Table
 2" umbrella hole.
 Accepts up to 10' umbrella.
 Cover FC280



L 43.5 W 43.5 H 18 Wt 52 LBS.

CL38 Coffee Table
 Cover FC279



L 38 W 25 H 15.5 Wt 30 LBS.

CL45 Coffee Table
 Cover FC150



L 45 W 28 H 15.5 Wt 40 LBS.

CL50 Console Table
 Cover FC156



L 60 W 18 H 31 Wt 37 LBS.

CL15 Side Table
 Cover FC170



L 20 W 20 H 15 Wt 17 LBS.

CL20 Side Table
 Cover FC278



L 20 W 20 H 20 Wt 19 LBS.

Assembly required.

Coffee table shown with our Nantucket lounge chairs with 5453 Canvas cushions.



Stocked Color

Special Order Colors



Textured Charcoal•H



Black•BK



Cobblestone•CS



Willow•L



Rush•RU



Sea Salt•S



Sunset•SN



Textured Gray•TG



White•W



CULEBRA

DINING CHAIRS & BAR STOOL

The design of our Culebra collection recalls the windswept beauty of the Spanish Caribbean, with flowing lines, integrated teak accents on most pieces, and our textured charcoal wicker that simulates vintage, weathered furniture. Slim profiles are perfectly balanced and contained within comfortable proportions. All wicker is hand woven around rustproof aluminum frames for exceptional quality and lasting enjoyment.

CE14 Dining Side Chair

Ships 2 per carton.
Cushion CUS26
Cover FC078



W 20.5 D 24.5 H 34 SH 19.5 Wt 18 LBS.

CE15 Dining Armchair

Ships 2 per carton.
Cushion CUS26
Cover FC079



W 24.5 D 24.5 H 34 SH 19.5 AH 25 Wt 25 LBS.

CE17 Bar Stool

Solid teak frame.
Cover FC080



W 19.5 D 14.5 H 29 Wt 16 LBS.

Always check dimensions of dining chairs and tables for compatibility.

Chairs pictured with 5453 Canvas cushions and our Wainscott rectangular dining table.

Quick Ship cushions available for immediate delivery. See page 210 for details.

CULEBRA

DEEP SEATING, CLUB SEATING & ROCKER



CE66 Sofa
Cushion CUS156
Cover FC191



W 75 D 35 H 36.5 SH 19.5 AH 24 Wt 62 LBS.

CE25 Club Chair
Cushion CUS27
Cover FC083



W 30 D 30 H 34 SH 18 AH 24 Wt 27 LBS.

CE30 Lounge Chair
Cushion CUS155
Cover FC190



W 32.5 D 34 H 35.5 SH 19.5 AH 24 Wt 32 LBS.

CE05 Club Ottoman
Cushion CUS28
Cover FC077



W 31.5 D 21 H 18 Wt 18 LBS.

CE10 Ottoman
Cushion CUS154
Cover FC189



W 32.5 D 22.5 H 18.5 Wt 19 LBS.

CE20 Side Table
Optional Clear Tempered
Glass Top CEGL1
Cover FC082



L 18 W 18.5 H 19 Wt 13 LBS.

CE18 Rocker
Teak rocker rails.
Cushion CUS31
Cover FC081



W 25.5 D 36.5 H 34.5 SH 20.5 AH 26 Wt 27 LBS.

CE45 Coffee Table
Optional Clear Tempered
Glass Top CEGL2
Cover FC084



L 45 W 25.5 H 18 Wt 19 LBS.

Stocked Color

Special Order Colors



Textured Charcoal•H



Black•BK



Cobblestone•CS



Willow•L



Rush•RU



Sea Salt•S



Sunset•SN



Textured Gray•TG



White•W

Assembly required.

Seating pictured with 5453 Canvas cushions.

Quick Ship cushions available for immediate delivery.
See page 210 for details.



ESSEX

DINING & OCCASIONAL TABLES

Based on a classic English design, Essex is our most comprehensive and dynamic range of dining and occasional tables. Each piece is hand crafted from solid teak with meticulous care, using precise mortise and tenon joinery. Slats on table tops have beveled edges to allow rainwater to more easily drain from the surface. Essex is designed to complement our full assortment of teak and wicker seating.

TR30 30" Round Bistro Table

Seats 2/3
1.5" umbrella hole.
Accepts 9" umbrella.
MB01 umbrella base does not fit under this table.
Cover FC176 (table w/ 2 chairs)



D 30 H 29 C 28 Wt 35 LBS.

TR37 36" Round Bar Table

Seats 2/4
1.5" umbrella hole.
Accepts 9" umbrella.
Cover FC155 (table w/ 2 chairs)



D 36 H 39 C 38 Wt 50 LBS.

TR36 36" Round Dining Table

Seats 2/4
1.5" umbrella hole.
Accepts 9" umbrella.
Cover FC033 (table w/ 4 chairs)



D 36 H 29 C 27 Wt 45 LBS.

TR19 Side Table

Cover FC047



D 20 H 18 Wt 17 LBS.

TR42 42" Round Dining Table

Seats 4
1.5" umbrella hole.
Accepts 9" umbrella.
Cover FC040 (table w/ 4 chairs)



D 42 H 29 C 27 Wt 60 LBS.

TR01 35" Coffee Table

1.5" umbrella hole.
Accepts 9" umbrella.
Cover FC184



D 35 H 18 Wt 30 LBS.

TR50 50" Round Dining Table

Seats 4
1.5" umbrella hole.
Accepts 9" umbrella.
Cover FC036 (table w/ 4 chairs)



D 50 H 29 C 27 Wt 80 LBS.

TR02 42" Coffee Table

1.5" umbrella hole.
Accepts 9" umbrella.
Cover FC039



D 42 H 18 Wt 36 LBS.

TR60 60" Round Dining Table

Seats 6
2" umbrella hole.
Accepts up to 10' umbrella.
Cover FC038 (table w/ 4-6 chairs)



D 60 H 29 C 27 Wt 100 LBS.

Assembly required.

Table pictured with our Monterey folding chairs.





ESSEX

EXTENSION TABLE

TR114 114" Oval Extension Table

Seats 8/12
 Expands from 80" to 114".
 2 self-storing leaves.
 2.5" umbrella hole.
 Accepts up to 11.5' umbrella.
 Umbrella does not need to be removed
 when adjusting table size.
 Cover FC177 (table w/ 10-12 chairs)



L 80-114 W 45 H 29 C 28* WBL 51 Wt 158 LBS.

Assembly required.

*Space Between Legs: 51" at sides • Overhang: 6.5" at sides,
 27" at ends (table extended), 12.5" at ends (not extended)
 • Clearance Under Apron: 23.5" at sides.



FRANCES

DINING CHAIRS

The chic, sloped arm styling of Frances is relaxed yet sophisticated. Seating pieces are deep and comfortable with plush, luxurious cushions. Frames are constructed from only the finest all-weather wicker and sturdy bases of solid teak hardwood.

FN14 Dining Side Chair

Ships 2 per carton.
Cushion CUS190 (seat only)
Cushion CUS193 (seat & back)



W 23 D 28 H 34 SH 19 Wt 30 LBS.

FN15 Dining Armchair

Ships 2 per carton.
Cushion CUS190 (seat only)
Cushion CUS193 (seat & back)



W 23 D 28 H 34 SH 19 AH 24.5 Wt 32 LBS.

Stocked Colors



Willow•L



Textured Gray•TG

Special Order Colors



Black•BK



Cobblestone•CS



Textured Charcoal•H



Rush•RU



Sea Salt•S



Sunset•SN



White•W

Always check dimensions of dining chairs and tables for compatibility.

Dining chairs shown with Algarve round dining table and 5453 Canvas cushions.

Quick Ship cushions available for immediate delivery. See page 210 for details.

FRANCES

DEEP SEATING



Stocked Colors



Willow•L



Textured Gray•TG



Black•BK



Cobblestone•CS



Textured Charcoal•H



Rush•RU



Sea Salt•S



Sunset•SN



White•W

Special Order Colors



FN66 Sofa
Cushion CUS185
Cover FC267



W 72 D 36 H 36 SH 20 AH 24 Wt 96 LBS.

FN30 Lounge Chair
Cushion CUS184
Cover FC266



W 31 D 36 H 36 SH 20 AH 24 Wt 52 LBS.

**FN30SR Swivel Rocker
Lounge Chair**
Cushion CUS184
Cover FC266



W 31 D 37 H 35.5 SH 21.5 AH 24.5 Wt 66 LBS.

FN10 Ottoman
Cushion CUS182
Cover FC265



W 31 D 21.5 H 19 Wt 29 LBS.



Frances seating group pictured with 4108 Fog cushions.
Swivel rocker shown with 5453 Canvas cushions.

Quick Ship cushions available for immediate delivery.
See page 210 for details.



FRANCES

SECTIONAL

Locking hardware is provided to secure seating units together.

Sectional pictured with one each of the left arm settee, armless chair, corner chair, and right arm settee. Shown with 5453 Canvas cushions.

Quick Ship cushions available for immediate delivery.
See page 210 for details.

*Frances sectional covers zip together for any configuration. Order one main panel per section and one left (FC287) and right (FC288) end panel for end units.
Example: A 4-piece sectional needs 6 covers: 4 main, 1 left end, 1 right end.

FN63 Sectional Right Arm (Facing) Settee
Cushion CUS184 x 2
Cover FC286*



W 54 D 36.5 H 36 SH 20 AH 24 Wt 76 LBS.

FN62 Sectional Left Arm (Facing) Settee
Cushion CUS184 x 2
Cover FC285*



W 54 D 36.5 H 36 SH 20 AH 24 Wt 76 LBS.

FN32 Sectional Armless Chair
Cushion CUS184
Cover FC284*



W 26 D 36.5 H 36 SH 20 Wt 42 LBS.

FN27 Sectional Corner Chair
Cushion CUS192
Cover FC283*



W 36.5 D 36.5 H 36 SH 20 Wt 58 LBS.

FN31 Sectional Ottoman
Cushion CUS191
Cover FC282 (no zipper)



W 26 D 26 H 20 Wt 28 LBS.



FN20 Side Table
Clear tempered glass top.
Cover FC248



L 20 W 20 H 20 Wt 23 LBS.

FN45 Coffee Table
Clear tempered glass top.
Cover FC249



L 45 W 30 H 15 Wt 38 LBS.

Stocked Colors

Special Order Colors



Willow•L



Textured Gray•TG



Black•BK



Cobblestone•CS



Textured Charcoal•H



Rush•RU



Sea Salt•S



Sunset•SN



White•W



HADLEY

DINING CHAIRS

Hadley is our modern interpretation of classic 20th-century American furniture. Frames are crafted from premium Grade A teak using precise mortise and tenon joinery. Seating surfaces are handwoven in all-weather wicker designed to look like authentic rope. The woven portions feature a traditional triangular pattern, creating another layer of design. Deep seating units require cushions, while dining chairs are comfortable with or without cushions.

HD12 Dining Side Chair

Ships 2 per carton.
Cushion CUS205



W 19.5 D 26 H 35.5 SH 17.5 Wt 23 LBS.

HD13 Dining Armchair

Ships 2 per carton.
Cushion CUS205



W 23 D 26 H 35.5 SH 17.5 AH 25 Wt 28 LBS.

Stocked Color



Natural Rope • RP

Special Order Color



Hemp • PM



Always check dimensions of dining chairs and tables for compatibility.

Chairs pictured with our 73" Wainscott rectangular dining table.

Quick Ship cushions available for immediate delivery. See page 210 for details.



HADLEY

DEEP SEATING



HD80 Sofa
Cushion CUS181 x 3
Cover FC289

W 81 D 33 H 34.5 SH 17 AH 21 Wt 132 LBS.



HD55 Settee
Cushion CUS181 x 2
Cover FC252

W 56 D 33 H 34.5 SH 17 AH 21 Wt 86 LBS.



HD30 Lounge Chair
Cushion CUS181
Cover FC251

W 31 D 33 H 34.5 SH 17 AH 21 Wt 49 LBS.



HD10 Ottoman
Cushion CUS180
Cover FC250

W 25 D 21.5 H 16.5 Wt 20 LBS.

Stocked Color



Natural Rope•RP

Special Order Color



Hemp•PM



Seating at left and top right is pictured with 5453 Canvas cushions and our Classic occasional tables (CL38, CL20).

Quick Ship cushions available for immediate delivery. See page 210 for details.





HANA

DINING CHAIRS

The Hana collection intertwines modern aesthetics with timeless craftsmanship. Solid Grade A teak frames are complemented by the contrasting texture of our Sisal all-weather wicker. Dining chairs are beautifully contoured and offer a comfortable dining experience without the need for added cushions. The lounge pieces, enhanced by sling seat decks beneath the cushions, invite moments of sheer relaxation. Designed by Andrew Gower.

HH14 Dining Side Chair
Ships 2 per carton.



W 19.5 D 25 H 31.5 SH 17.5 Wt 19 LBS.

HH15 Dining Armchair
Ships 2 per carton.



W 24 D 25 H 31.5 SH 17.5 AH 23.5 Wt 20 LBS.

Stocked Color



Sisal • SI



Always check dimensions of dining chairs and tables for compatibility.

Dining chairs pictured with our Bainbridge dining table.



HANA

DEEP SEATING

Stocked Color



Sisal • SI





HH80 Sofa
Cushion CUS238
Cover FC380



W 81.5 D 36 H 33 SH 17.5 AH 21 Wt 140 LBS.

HH30 Lounge Chair
Cushion CUS239
Cover FC379



W 34.5 D 36 H 33 SH 17.5 AH 21 Wt 58 LBS.

HH10 Ottoman
Cushion CUS241
Cover FC378



W 30.5 D 23.5 H 17 Wt 27 LBS.

HH24 Side Table
Cover FC381



L 25 W 24.5 H 15 Wt 17 LBS.

HH54 Coffee Table
Cover FC382



L 54 W 28 H 15 Wt 33 LBS.

Assembly required.

Cushions for the Hana collection are intended solely for outdoor use.

Quick Ship cushions available for immediate delivery.
See page 210 for details.



HUDSON

DINING CHAIRS

Our Hudson collection combines premium, solid teak frames with woven seating surfaces. Teak arms are beautifully rounded for understated refinement, and legs arch back with graceful flair. Two options are offered for woven surfaces: either Natural Cord or Charcoal Rope. Natural Cord is designed to look like authentic Danish paper-cord, using two distinct strands of all-weather wicker fiber interwoven in a classic pattern. Our weather-friendly Charcoal Rope is made from supple, polypropylene yarns braided around a plastic core for structure and strength. Cushions on deep seating units are essential, and offered in a variety of stain resistant fabrics. Dining chairs are comfortable with or without a cushion.

HN14 Dining Side Chair
Ships 2 per carton.
Cushion CUS198



W 19 D 25.5 H 34.5 SH 17.5 Wt 13 LBS.

HN15 Dining Armchair
Ships 2 per carton.
Cushion CUS198



W 21.5 D 25.5 H 34.5 SH 17.5 AH 24.5 Wt 17 LBS.

Stocked Colors



Natural Cord • **NC**



Charcoal Rope (8mm) • **CH8**



Always check dimensions of dining chairs and tables for compatibility.

Quick Ship cushions available for immediate delivery. See page 210 for details.



HUDSON

DEEP SEATING

Seating pictured with Tuscany tables in the Rustic finish and 5453 Canvas cushions.

Quick Ship cushions available for immediate delivery.
See page 210 for details.



HN80 Sofa
Cushion CUS181 x 3
Cover FC289



W 79.5 D 33 H 34 SH 16.5 AH 21 Wt 96 LBS.

HN55 Settee
Cushion CUS181 x 2
Cover FC252



W 54.5 D 33 H 34 SH 16.5 AH 21 Wt 66 LBS.

HN30 Lounge Chair
Cushion CUS181
Cover FC251




W 29.5 D 33 H 34 SH 16.5 AH 21 Wt 43 LBS.

Stocked Colors



Natural Cord • NC



Charcoal Rope (8mm) • CH8

HN10 Ottoman
Cushion CUS180
Cover FC250



W 25 D 21.5 H 15.5 Wt 15 LBS.



HYANNIS

EXTENSION TABLES

The Hyannis extension tables are the perfect complement to our wide assortment of modern and transitional dining chairs. Expertly crafted from solid Grade A teak, the tables expand using smooth stainless steel tracks. The design of the tables incorporates superb modern styling, including a streamlined width and block-style legs. Table length can be easily adjusted using one or both of the two self-storing butterfly leaves. A stationary center section makes it unnecessary to remove an umbrella when adjusting the table size.



HY102N 102" Rectangular Extension Table

Seats 6/10
 Expands from 70" to 102".
 2 self-storing leaves.
 2.5" umbrella hole.
 Accepts up to 11.5' umbrella.
 Cover FC041 (table w/ 6-10 chairs)



L 70-102 W 39.5 H 30 WBL 55.5/28.5* Wt 132 LBS.

HY118N 118" Rectangular Extension Table

Seats 8/12
 Expands from 82.5" to 118".
 2 self-storing leaves.
 2.5" umbrella hole.
 Accepts up to 11.5' umbrella.
 Cover FC177 (table w/ 8-12 chairs)



L 82.5-118 W 39.5 H 30 WBL 63/27.5* Wt 173 LBS.

Assembly required.

- *HY102N Space Between Legs: 55.5" at sides, 28.5" at ends
 - Overhang: 20" at ends (table extended)
 - Clearance Under Apron: 26" at sides, 29" at ends (table extended), 25" at ends (not extended).
- *HY118N Space Between Legs: 63" at sides, 27.5" at ends
 - Overhang: 24" at ends (table extended)
 - Clearance Under Apron: 26" at sides, 29" at ends (table extended), 25" at ends (not extended).

Table pictured with our St. Tropez dining chairs with Slate slings.

Please note that the ST16 Dining Armchair will not slide underneath the long side of the Hyannis dining table when the table is in the closed position due to the table apron.

Note: Due to the stainless steel track mechanism, this table is not recommended for use by the ocean (salt air environment).





IPANEMA

DEEP SEATING & DAYBED

Ipanema is the confluence of two mid-century design movements: Danish modern and California contemporary. The result is a unique, sophisticated style with timeless appeal. All pieces are constructed from solid teak; some items incorporate marine-grade, stainless steel braces that are both beautiful and functional. Designed by Glyn Peter Machin.



IP80 Sofa
Cushion CUS57
Cover FC130

W 84 D 35 H 33 SH 17 AH 24 Wt 134 LBS.



IP55 Settee
Cushion CUS56
Cover FC129

W 59 D 35 H 33 SH 17 AH 24 Wt 83 LBS.



IP30 Lounge Chair
Cushion CUS55
Cover FC125

W 34 D 35 H 33 SH 17 AH 24 Wt 57 LBS.



IP10 Ottoman
Cushion CUS58
Cover FC121

W 25 D 23 H 17 Wt 23 LBS.



IP90 Daybed
Marine-grade stainless steel braces.
Cushion CUS44
Cover FC132

W 87 D 39 H 33 SH 17 Wt 175 LBS.



IP20 Side Table
Cover FC122

L 25 W 19 H 18 Wt 17 LBS.



IP47 Coffee Table
Marine-grade stainless steel leg braces.
Cover FC126

L 47 W 35 H 15.5 Wt 46 LBS.



Assembly required.

Deep seating group pictured with 5453 Canvas cushions.

Daybed pictured with 5453 Canvas cushions, including mattress cushion, 5 back pillows, and 2 bolsters.
Small image at left: Daybed back corner.

Quick Ship cushions available for immediate delivery.
See page 210 for details.



IPANEMA

SECTIONAL



IP54 Sectional Armless Settee
 Marine-grade stainless steel braces.
 Cushion CUS52 x 2
 Cover FC128*

W 55 D 32 H 33 SH 17 Wt 88 LBS.



IP27 Sectional Armless Chair
 Marine-grade stainless steel braces.
 Cushion CUS52
 Cover FC123*

W 27.5 D 32 H 33 SH 17 Wt 48 LBS.



IP28 Sectional Corner Chair
 Marine-grade stainless steel braces.
 Cushion CUS53
 Cover FC124*

W 32 D 32 H 33 SH 17 Wt 86 LBS.



IP52 Sectional Chaise
 Marine-grade stainless steel braces.
 Cushion CUS54
 Cover FC127 (no zipper)

W 28 D 56 H 33 SH 17 Wt 74 LBS.



Assembly required.

Clips provided to secure seating units together.

Sectional pictured with two settees and one each of the armless chair, corner chair, and chaise; pictured with 5453 Canvas cushions.

Quick Ship cushions available for immediate delivery.
 See page 210 for details.

*Ipanema sectional covers zip together for any configuration. Order one main panel per section and one left (FC234) and right (FC235) end panel for end units. Example: A 4-piece sectional needs 6 covers: 4 main, 1 left end, 1 right end.

JUPITER

DEEP SEATING

Our Jupiter collection consists of primarily woven frames that showcase a modern, angular design. The open architecture of the seating reveals a floating seat deck that supports thick, comfortable cushions. The distinctive "X" motif within the arms is made from solid teak wood; this design element is echoed in the matching wicker tables. When exposed to the elements, the brown teak will weather to a handsome silver-gray that complements the wicker fiber. Designed by Andrew Gower.



Seating above pictured with Mendocino occasional tables; all seating shown with 5453 Canvas cushions.


Quick Ship cushions available for immediate delivery. See page 210 for details.

Stocked Color



Cool Grey • **CG**

Special Order Color



Granite • **GR**



JP75 Sofa
Cushion CUS184 x 3
Cover FC256



W 87 D 38.5 H 33.5 SH 17.5 AH 24 Wt 109 LBS.

JP60 Settee
Cushion CUS184 x 2
Cover FC255



W 62 D 38.5 H 33.5 SH 17.5 AH 24 Wt 86 LBS.

JP30 Lounge Chair
Cushion CUS184
Cover FC254



W 37 D 38.5 H 33.5 SH 17.5 AH 24 Wt 63 LBS.

JP10 Ottoman
Cushion CUS183
Cover FC253



W 37 D 25.5 H 17 Wt 40 LBS.

JP20 Side Table
Clear tempered glass top.
Cover FC257



L 20 W 20 H 20 Wt 24 LBS.

JP45 Coffee Table
Clear tempered glass top.
Cover FC258



L 45 W 30 H 15 Wt 40 LBS.

LA JOLLA

DINING GROUP

Drawing inspiration from the iconic seaside enclave, our La Jolla collection showcases sleek modern design. Crafted from rustproof aluminum frames with distinct tapered legs, the collection offers both durability and style. Seating surfaces are hand-woven from weather-friendly rope and may be used with or without cushions. The collection highlights beautiful elements in Grade A teak, from the dining chair arms to the wide slats of the tabletop.





LJ14 Dining Side Chair

Stacking.
Ships 2 per carton.
Cushion CUS240



W 20.5 D 22.5 H 34.5 SH 17 Wt 7 LBS.

LJ15 Dining Armchair

Stacking.
Ships 2 per carton.
Cushion CUS240



W 23.5 D 22.5 H 34.5 SH 17 AH 26 Wt 8 LBS.

LJ72 72" Rectangular Dining Table

Seats 6
2" umbrella hole.
Accepts up to 10' umbrella.
Cover FC037 (table w/ 4-6 chairs)



L 72 W 43.5 H 29.5 C 26.5 WBL 60/36.5 Wt 85 LBS.

LJ92 91.5" Rectangular Dining Table

Seats 8
2" umbrella hole.
Accepts up to 10' umbrella.
Cover FC041 (table w/ 6-8 chairs)



L 91.5 W 43.5 H 29.5 C 26.5 WBL 80/36.5 Wt 104 LBS.

Stocked Frame Color



Putty•PY

Stocked Rope Color



Pearl Rope (5mm)•PL5



Table assembly required.

Always check dimensions of dining chairs and tables for compatibility.

Use care when stacking powder-coated frames to avoid marring the finish.



LOTUS

SECTIONAL

Inspired by the tranquility of modern Asian architecture, our Lotus sectional takes a minimalist approach to maximum functionality. Wood platforms are crafted in premium solid teak. Upholstered components use the most advanced materials available for weather resistance, including Sunbrella® Rain fabric, polyester fiber-filled back cushions, and upholstered seats and backs that have a blend of fiber and reticulated (flow through) foam. Pliable sling decking beneath the seats provides optimum comfort. **The Lotus collection is available by special order only.**

L061 Settee w/ Left Table (shown)
L064 Settee w/ Right Table
 Cushion CUS212
 Cover FC355*



W 81 D 40.5 H 32 SH 15.5 Wt 119 LBS.

L032 Armless Chair
 Cushion CUS211
 Cover FC352*



W 40.5 D 40.5 H 32 SH 15.5 Wt 64 LBS.

L062 Settee w/ Left Arm
L065 Settee w/ Right Arm (shown)
 Cushion CUS213
 Cover FC353*(L062)/FC354*(L065)



W 81 D 40.5 H 32 SH 15.5 AH 26.5 Wt 125 LBS.

L031 Ottoman
 Cushion CUS210
 Cover FC357 (no zipper)



W 40.5 D 40.5 H 15.5 Wt 43 LBS.

L063 Settee w/ Left Corner
L066 Settee w/ Right Corner (shown)
 Cushion CUS214
 Cover FC353*(L063)/FC354*(L066)



W 81 D 40.5 H 32 SH 15.5 AH 26.5 Wt 131 LBS.

L041 Coffee Table
 Cover FC360 (no zipper)



W 40.5 D 40.5 H 9.5 Wt 40 LBS.

L072 Chaise w/ Left Table
L073 Chaise w/ Right Table (shown)
 Cushion CUS215
 Cover FC356 (no zipper)



W 40.5 D 81 H 32 SH 15.5 Wt 98 LBS.

Special Order Color



Cast Silver
 Sunbrella Rain®9902

Assembly required.

Locking hardware is provided to secure seating units together.

Upholstered components are replaceable.

*Lotus sectional covers zip together for any configuration. Order one main panel per section and one left (FC361) and right (FC362) end panel for end units. Example: A 4-piece sectional needs 6 covers: 4 main, 1 left end, 1 right end.





LUCIA

DINING CHAIR

The slender and airy Lucia collection has a relaxed style that complements modern and traditional settings. Gracefully curved aluminum backrests are wrapped with weather-friendly rope in an open, vertical pattern. Beautifully sculpted bases are crafted from premium teak. Sling decking beneath the seat cushions offers just the right amount of spring.

LU15 Dining Armchair
Ships 2 per carton.
Cushion CUS219 (seat only)
Cushion CUS224 (seat & back)




W 23 D 25 H 32 SH 19 AH 25 Wt 17 LBS.

Stocked Color



Dove Rope
(5mm) • DV5

Special Order Color



Charcoal Rope
(5mm) • CH5

Cushions for the Lucia collection are intended solely for outdoor use.

Dining chairs pictured with 5453 Canvas cushions.

Always check dimensions of dining chairs and tables for compatibility.

Quick Ship cushions available for immediate delivery. See page 210 for details.



LUCIA

DEEP SEATING





LU80 Sofa
Cushion CUS223
Cover FC331



W 81 D 31.5 H 33 SH 16.5 AH 24 Wt 72 LBS.

LU55 Settee
Cushion CUS222
Cover FC330



W 56 D 31.5 H 33 SH 16.5 AH 24 Wt 53 LBS.

LU30 Lounge Chair
Cushion CUS221
Cover FC328



W 31 D 31.5 H 33 SH 16.5 AH 24 Wt 32 LBS.

LU10 Ottoman*
Cushion CUS220
Cover FC329



W 25 D 21.5 H 16 Wt 16 LBS.

Stocked Color



Dove Rope
(5mm) • DV5

Special Order Color



Charcoal Rope
(5mm) • CH5



*Rope color may not be specified for LU10 Ottoman as frame is made from solid teak.

Seating pictured with 5453 Canvas cushions and Tribeca occasional tables.

Quick Ship cushions available for immediate delivery. See page 210 for details.



MARIN

DINING, CLUB SEATING & CHAISE

The Marin collection has classic Danish modern styling, with beautifully tapered arms and legs meeting at sharp angles. Frames are substantial and sturdy, crafted from Grade A teak wood and stainless steel hardware. Sling seating surfaces made from Batyline™ are comfortable, replaceable, and easy to care for. Designed by Fred Spector.



MN14 Dining Side Chair
Ships 2 per carton.



W 21 D 28 H 34.5 SH 18 Wt 22 LBS.

MN15 Dining Armchair*



W 24 D 25 H 34.5 SH 18 AH 25.5 Wt 25 LBS.



MN55 Club Settee
Cover FC281



W 51 D 29.5 H 31 SH 15.5 AH 22.5 Wt 45 LBS.

MN30 Club Chair
Cover FC291



W 27 D 29.5 H 31 SH 15.5 AH 22.5 Wt 29 LBS.

MN10 Club Ottoman
Cover FC290



W 27 D 19.5 H 15.5 Wt 17 LBS.

MN70 Chaise
5 position adjustable
backrest.
Cover FC292



W 27.5 L 79 SH 14.5 Wt 58 LBS.

Stocked Color



Taupe•PE

Special Order Color



White•HT

Note: Due to the stainless steel hardware, this collection is not recommended for use poolside or by the ocean (salt air environment).

Assembly required.

Always check dimensions of dining chairs and tables for compatibility.

*Dining chairs pictured with our Amalfi dining table. Please note that the MN15 Dining Armchair will not slide fully underneath the Amalfi dining table.



MENDOCINO

DEEP SEATING

Reminiscent of classic mid-century design, Mendocino combines sleek, angular seating with substantial, industrial tables. Sophisticated and comfortable, this solid teak collection adapts to a range of architectural styles and spaces. Designed by Glyn Peter Machin.



MC80 Sofa
Cushion CUS64
Cover FC146



W 81.5 D 32 H 32 SH 16.5 AH 22 Wt 131 LBS.

MC55 Settee
Cushion CUS63
Cover FC144



W 55.5 D 32 H 32 SH 16.5 AH 22 Wt 96 LBS.

MC30 Lounge Chair
Cushion CUS62
Cover FC142



W 31 D 32 H 32 SH 16.5 AH 22 Wt 59 LBS.

MC10 Ottoman
Cushion CUS61
Cover FC140



W 26.5 D 26.5 H 16.5 Wt 32 LBS.

MC22 Side Table
Cover FC141



L 22.5 W 22.5 H 18 Wt 27 LBS.

MC47 Coffee Table
Cover FC143




L 47 W 31 H 16.5 Wt 48 LBS.

Assembly required.


Quick Ship cushions available for immediate delivery.
See page 210 for details.



Stocked Colors



Driftwood Wicker/Taupe Sting • D/PE



Shadow Wicker/Gray Sting • SW/G



MILANO

CHAIRS, CLUB SEATING & CHAISE

Milano reinvents classic wicker styling with a modern upholstered seating surface, eliminating the need for a cushion. Seats are gently padded with reticulated (flow through) foam that drains quickly when wet. Upholstered surfaces are crafted from Batyline™, a 100% vinyl-coated polyester textile that is durable, fade resistant, and easy to care for.



M015 Dining Armchair
Ships 2 per carton.



W 25 D 26 H 32.5 SH 18 AH 25 Wt 13 LBS.

M070 Chaise

Upholstered decking is replaceable.
4 position adjustable backrest.
Cover FC303



W 29 L 79 SH 15 Wt 43 LBS.

M060 Club Settee
Cover FC302



W 54 D 28.5 H 32 SH 16.5 AH 24 Wt 30 LBS.

M017 Bar Chair*

Teak legs painted with gray finish.
Cover FC221



W 26 D 25.5 H 43 SH 28.5 AH 35.5 Wt 20 LBS.

M025 Club Chair
Cover FC294



W 30.5 D 30 H 31.5 SH 16.5 AH 24 Wt 15 LBS.

M005 Club Ottoman
Cover FC293



W 25 D 21.5 H 15.5 Wt 8 LBS.



The Milano collection is intended solely for outdoor use.

Always check dimensions of dining chairs and tables for compatibility.

Milano dining chairs shown with Tuscany table.

*See page 201 for details on how painted teak weathers.

MILANO

DEEP SEATING





M075 Sofa
Cover FC320

Note: Special order only.



W 83 D 33 H 30.5 SH 17 AH 22 Wt 70 LBS.

M062 Settee
Cover FC319

Note: Special order only.



W 57 D 33 H 30.5 SH 17 AH 22 Wt 52 LBS.

M030 Lounge Chair
Cover FC317

Note: Special order only.



W 31.5 D 33 H 30.5 SH 17 AH 22 Wt 35 LBS.


M010 Ottoman
Cover FC318

Note: Special order only.




W 31.5 D 21 H 16 Wt 18 LBS.

Special Order Colors



Driftwood Wicker/Taupe Slings •D/PE



Shadow Wicker/Gray Slings •SW/G

The Milano collection is intended solely for outdoor use.

Upholstered decking is replaceable.

Seating shown with Tribeca occasional tables.

MILANO

SECTIONAL



The Milano collection is intended solely for outdoor use.

Clips are provided to secure seating units together.

Upholstered decking is replaceable.


Sectional pictured with three armless chairs, one curved corner chair, one armless settee, one square corner chair, and one ottoman. Shown with Ipanema coffee table.

*Milano sectional covers zip together for any configuration. Order one main panel per section and one left (FC300) and right (FC301) end panel for end units. Example: A 4-piece sectional needs 6 covers: 4 main, 1 left end, 1 right end.

Stocked Colors



Driftwood Wicker/Taupe Sting • **D/PE**



Shadow Wicker/Gray Sting • **SW/G**



**M084 Sectional
Armless Settee**
Cover FC299*



W 54 D 32.5 H 30 SH 17 Wt 45 LBS.

**M054 Sectional Curved
Armless Settee**
Cover FC316*



W 81 D 39.5 H 30 SH 17 Wt 60 LBS.

**M052 Sectional
Armless Chair**
Cover FC297*



W 27 D 32.5 H 30 SH 17 Wt 25 LBS.

**M047 Sectional
Square Corner Chair**
Cover FC296*



W 32 D 32.5 H 30 SH 17 Wt 30 LBS.

**M056 Sectional
Curved Corner Chair**
Cover FC298*



W 32 D 32.5 H 30 SH 17 Wt 25 LBS.

M051 Sectional Ottoman
Cover FC295 (no zipper)



W 27 D 27 H 17 Wt 17 LBS.



MONTAUK

DEEP SEATING & SECTIONAL

Montauk is among our most comfortable lounge collections, with angled backrests, plush cushions, and extra deep seats that have flexible sling decking. Frames are crafted from solid distressed teak wood that showcases natural characteristics in the timber, such as knots, checking, and other irregularities. All pieces are hand-painted in our Vintage finish for a weathered appearance. See page 201 for details on how painted teak weathers.



MK80 Sofa
Cushion CUS227
Cover FC364



W 80 D 35.5 H 34.5 SH 18 AH 25 Wt 146 LBS.

MK78 Sectional Right Arm (Facing) Sofa
Cushion CUS227
Cover FC385*



W 77.5 D 35.5 H 34.5 SH 18 AH 25 Wt 117 LBS.

MK30 Lounge Chair
Cushion CUS226
Cover FC363



W 32 D 35.5 H 34.5 SH 18 AH 25 Wt 70 LBS.

MK77 Sectional Left Arm (Facing) Sofa
Cushion CUS227
Cover FC384*



W 77.5 D 35.5 H 34.5 SH 18 AH 25 Wt 117 LBS.

MK24 Side Table
Cover FC386



L 23.5 W 23.5 H 15.5 Wt 39 LBS.

MK35 Sectional Corner Chair
Cushion CUS237
Cover FC383*



W 35.5 D 35.5 H 34.5 SH 18 AH 25 Wt 66 LBS.

MK51 Coffee Table
Cover FC387



L 51 W 31.5 H 15.5 Wt 80 LBS.

Assembly required.

Hardware is provided to secure sectional units together.

Deep Seating at top left shown with 1033 Buff cushions and Tuscan occasional tables in the Vintage finish.

Sectional shown with 5453 Canvas cushions, 4617 Mainstreet Twig toss pillows (18") and Montauk occasional tables in the Vintage finish.

Quick Ship cushions available for immediate delivery. See page 210 for details.

*Montauk sectional covers zip together for any configuration. Order one main panel per section and one left (FC394) and right (FC395) end panel for end units. Example: A 3-piece sectional needs 5 covers: 3 main, 1 left end, 1 right end.

Stocked Color

Special Order Color



Vintage•VT

Rustic•R





MONTEREY

FOLDING CHAIRS

Our classically styled Monterey chairs have a slim profile, graceful curves, and complement any of our teak dining tables.

MT14 Dining Side Chair

Folds compactly for storage.
Chair seat has locking mechanism when in use.
Cushion CUS15



W 18 D 27 H 37 SH 18 Wt 15 LBS.

MT15 Dining Armchair

Folds compactly for storage.
Chair seat has locking mechanism when in use.
Cushion CUS15



W 21 D 27 H 37 SH 18 AH 25.5 Wt 17 LBS.

Always check dimensions of dining chairs and tables for compatibility.

Dining chairs pictured with our Essex round dining table.

Quick Ship cushions available for immediate delivery.
See page 210 for details.



NANTUCKET

DINING, BAR CHAIRS & CHAISE

With scrolled arms and back, a gently pitched seat, and contemporary profile, the Nantucket collection embodies what is best in modern exterior furnishings. All pieces are made from premium teak and have solid brass hardware.



NT15 Dining Armchair
Cushion CUS15



W 22.5 D 23 H 35 SH 17 AH 24 Wt 25 LBS.

NT16 Counter Stool
Solid brass foot plate.
Cushion CUS15



W 22.5 D 23 H 42 SH 24 AH 31 Wt 35 LBS.

NT18 Bar Chair
Solid brass foot plate.
Cushion CUS15



W 22.5 D 23 H 46 SH 28 AH 35 Wt 40 LBS.

NT70 Chaise

4 position adjustable backrest.
Integrated wheels.
Cushion CUS70
Cover FC138 (chaise without arms)



W 25 L 77 SH 13 Wt 60 LBS.

NT01 Optional Chaise Arms
Solid brass hardware.



W 2 L 24 H 9 Wt 8 LBS.

NTTR Optional Chaise Tray
Slides in and out for ease of use.



W 12 L 22 Wt 7 LBS.

Assembly required.

Always check dimensions of dining chairs and tables for compatibility.

Dining chairs pictured with our Essex round dining table; bar chairs pictured with our Essex bar table.

Chaise pictured with 5453 Canvas cushion.

Quick Ship cushions available for immediate delivery.
See page 210 for details.

NANTUCKET

DEEP SEATING





NT80 Sofa
Cushion CUS166 x 3
Cover FC139



W 80 D 33 H 34.5 SH 16 AH 21 Wt 158 LBS.

NT22 Side Table
Cover FC134



L 21 W 21 H 17 Wt 22 LBS.

NT55 Settee
Cushion CUS166 x 2
Cover FC137



W 55 D 33 H 34.5 SH 16 AH 21 Wt 118 LBS.

NT40 Coffee Table
Cover FC136



L 41 W 23 H 15 Wt 30 LBS.

NT30 Lounge Chair
Cushion CUS166
Cover FC135



W 30 D 33 H 34.5 SH 16 AH 21 Wt 74 LBS.

NT10 Ottoman
Cushion CUS165
Cover FC133



W 29.5 D 22 H 14 Wt 29 LBS.

Assembly required.

Seating at left shown in naturally weathered teak wood.
Seating at right pictured with 5453 Canvas cushions.

Quick Ship cushions available for immediate delivery.
See page 210 for details.



NORMANDY

DEEP SEATING

Our Normandy collection is quintessential garden estate furniture sculpted from solid distressed teak. The masterful reliefs of hummingbirds and trumpet vines, hand-carved with utmost precision, pay homage to the classic French Provincial style. The distressed teak, finished with a subtle antiquing process that maintains the wood's natural character and charm, showcases natural irregularities and may include small knots. The collection blends comfort and elegance with weather-friendly cushions poised on sling seat decks.





NDY60 Settee
Cushion CUS246 x 2
Cover FC390



W 57.5 D 36.5 H 33 SH 18.5 AH 22 Wt 89 LBS.

NDY30 Lounge Chair
Cushion CUS246
Cover FC389



W 32 D 36.5 H 33 SH 18.5 AH 22 Wt 52 LBS.

NDY10 Ottoman
Cushion CUS247
Cover FC388



W 31 D 23 H 18.5 Wt 31 LBS.

NDY20 Side Table
Cover FC391



L 25 W 20 H 20 Wt 20 LBS.

NDY36 Coffee Table
Cover FC392



L 36 W 20 H 16 Wt 25 LBS.

Stocked Color



Antiqued-Q

Assembly required.

Seating shown with 5453 Canvas cushions and 5457 Aloe toss pillows (18").

Quick Ship cushions available for immediate delivery. See page 210 for details.




OJAI

DEEP SEATING

With hints of retro styling, the Ojai collection is reminiscent of old California. Pieces are relaxed yet modern, slightly low to the ground, and incredibly comfortable. Ojai is crafted from all-weather wicker that is hand-woven around rustproof aluminum frames. **The Ojai collection is available by special order only.**

Special Order Colors



Textured Charcoal • H



Rush • RU



Sunset • SN



Textured Gray • TG



White • W

Cushions for the Ojai collection are intended solely for outdoor use.

Sofa and lounge chairs shown with 5453 Canvas cushions.



OA75 Sofa
Cushion CUS153
Cover FC307



W 95 D 43 H 32.5 SH 16.5 AH 21 Wt 99 LBS.

OA30 Lounge Chair
Cushion CUS151
Cover FC306



W 45 D 42 H 32.5 SH 16.5 AH 21 Wt 51 LBS.

OA25 Side Table
Clear tempered glass top.
Cover FC304




D 24.5 H 18.5 Wt 14 LBS.

OA52 Coffee Table
Clear tempered glass top.
Cover FC305



D 50 H 14.5 Wt 30 LBS.







OSLO

DINING TABLES

Our Oslo tables take their inspiration from antique Scandinavian farm tables. Frames are made from solid, distressed teak wood that showcases natural characteristics such as knots, checking, and other irregularities, adding to each piece's vintage style. Table tops are fashioned from beautiful extra wide planks of teak. Trestle-style bases have scrolled motifs and wedged mortise and tenon joinery. Oslo tables are hand-finished in Antiqued White. See page 201 for details on how painted teak weathers.

OS72 72" Rectangular Dining Table
Seats 6
Does not accept umbrella.
Cover FC032 (table only)
Cover FC037 (table w/ 4-6 chairs)



L 72 W 39 H 29.5 C 28.5 WBL 50 Wt 120 LBS.

OS92 92" Rectangular Dining Table
Seats 8
Does not accept umbrella.
Cover FC041 (table w/ 6-8 chairs)



L 92 W 39 H 29.5 C 28.5 WBL 70 Wt 152 LBS.

Stocked Color



Antiqued White • **AW**



Assembly required.

Dining table shown with our Sag Harbor dining chairs in Oyster wicker with 4107 Ocean cushions.



PROVENCE

TABLES

Our trestle-based Provence tables are designed with old world charm using solid, distressed teak wood. Knots, checking, and other imperfections give each piece its own unique character – no two items are exactly alike. Tables can be ordered in Rustic (no finish) or in one of two hand-applied factory finishes: Vintage or Antiqued White. See page 201 for details on how painted teak weathers.



PV50 50" Round Dining Table
 Seats 4
 Does not accept umbrella.
 Cover FC030 (table only)
 Cover FC036 (table w/ 4 chairs)



D 50 H 29.5 C 28.5 Wt 95 LBS.

PV59 59" Round Dining Table
 Seats 6
 Does not accept umbrella.
 Cover FC031 (table only)
 Cover FC038 (table w/ 4-6 chairs)



D 59 H 29.5 C 28.5 Wt 139 LBS.

PV73 73" Rectangular Farmhouse Table
 Seats 6
 Does not accept umbrella.
 Cover FC032 (table only)
 Cover FC037 (table w/ 4-6 chairs)



L 73 W 39 H 29.5 C 28.5 WBL 47.5 Wt 166 LBS.

PV96 96" Rectangular Farmhouse Table
 Seats 8
 Does not accept umbrella.
 Cover FC034 (table only)
 Cover FC041 (table w/ 6-8 chairs)



L 96 W 39 H 29.5 C 28.5 WBL 70 Wt 208 LBS.

PV24 24" Side Table
 Cover FC185



D 24 H 20 Wt 27 LBS.

PV42 42" Coffee Table
 Does not accept umbrella.
 Cover FC039



D 42 H 17.5 Wt 68 LBS.

Stocked Colors



Rustic•R



Vintage•VT



Antiqued White•AW

Special Order Color



Assembly required.

Rectangular farmhouse table shown in Vintage with our Southampton dining chairs in Oyster wicker. Coffee table at top right shown in Rustic. Dining table at bottom right shown in Antiqued White.



QUOGUE

DINING & CLUB SEATING

The Quogue collection combines all-weather wicker with a modern upholstered seating surface, eliminating the need for a cushion. Upholstered surfaces are made from durable, easy-to-care-for Batyline™ mesh. Seats are gently padded with quick-drying reticulated foam and typically dry in as little as 20 minutes after rainfall.

Stocked Color



Rush Wicker/White Sling • RU/HT

The Quogue collection is intended solely for outdoor use.

Always check dimensions of dining chairs and tables for compatibility.

Shown with our Provence tables in the Rustic finish.



QU15 Dining Armchair
Ships 2 per carton.



W 22 D 26.5 H 32 SH 18 AH 25.5 Wt 18 LBS.

QU68 Club Sofa
Cover FC321



W 68.5 D 30 H 29.5 SH 15.5 AH 22 Wt 41 LBS.

QU25 Club Chair
Cover FC322




W 28.5 D 30 H 29.5 SH 15.5 AH 22 Wt 22 LBS.

QU05 Club Ottoman
Cover FC042



W 28.5 D 21 H 16.5 Wt 16 LBS.





SAG HARBOR

DINING, ROCKER & BAR CHAIRS

Inspired by the relaxed style of the Hamptons, Sag Harbor is hand woven in a premium, extra large fiber making it heavier and more substantial than standard outdoor wicker furniture. The fiber's variegated tones create a highly natural appearance that pairs well with our assortment of teak tables.



SH14 Dining Side Chair

Ships 2 per carton.
Cushion CUS114
Cover FC002



W 21 D 24 H 34 SH 19.5 Wt 22 LBS.

SH15 Dining Armchair

Ships 2 per carton.
Cushion CUS115
Cover FC003



W 27.5 D 27.5 H 35 SH 19.5 AH 25 Wt 30 LBS.

SH16 Counter Stool

Teak legs.
Use with or without cushion.
Ships 2 per carton.
Cushion CUS17
Cover FC205



W 21 D 24 H 39.5 SH 24 Wt 17 LBS.

SH17 Bar Chair

Teak legs.
Use with or without cushion.
Ships 2 per carton.
Cushion CUS17
Cover FC004



W 21 D 24 H 43.5 SH 28 Wt 21 LBS.

SH18 Rocker

Teak rocker rails.
Cushion CUS34
Cover FC005



W 27.5 D 34.5 H 34 SH 18 AH 26 Wt 33 LBS.

SH52 52" Round Dining Table

Seats 4
Clear tempered glass top.
1.5" umbrella hole.
Accepts 9' umbrella.
Cover FC036 (table w/ 4 chairs)



Note: Not stocked in Oyster or Seagrass.

D 52 H 30 C 27.5 Wt 107 LBS.

SH61 60" Round Dining Table

Seats 6
Clear tempered glass top.
2" umbrella hole.
Accepts up to 10' umbrella.
Cover FC038 (table w/ 4-6 chairs)



Note: Not stocked in Oyster or Seagrass.

D 60 H 30 C 27.5 Wt 120 LBS.

Assembly required.

Stocked Colors



Driftwood • D



Seagrass • SG



Oyster • Y

Special Order Colors



Classic White • CW



Mocha • M

Cushions for the Sag Harbor collection are intended solely for outdoor use.

Always check dimensions of dining chairs and tables for compatibility.

Dining chairs at top left pictured in Oyster with 4107 Ocean cushions and our Oslo rectangular table. Dining chairs at bottom left and dining table at top right shown in Driftwood wicker. Dining chairs at bottom left pictured with our Wainscott table.

Quick Ship cushions available for immediate delivery. See page 210 for details.



SAG HARBOR

DEEP SEATING



SH75 Sofa
Cushion CUS175
Cover FC019



W 85 D 34.5 H 33.5 SH 19 AH 24 Wt 80 LBS.

SH30HB High Back Lounge Chair
Cushion CUS130 (short back)
Cushion CUS164 (tall back)
Cover FC206



W 36 D 35 H 42 SH 19 AH 24 Wt 43 LBS.

SH60 Settee
Cushion CUS160
Cover FC016



W 62 D 34.5 H 33.5 SH 19 AH 24 Wt 60 LBS.

SH30SR Swivel Rocker Lounge Chair
Cushion CUS130
Cover FC009



W 35 D 32 H 35 SH 20.5 AH 25 Wt 60 LBS.

SH30 Lounge Chair
Cushion CUS130
Cover FC009



W 35 D 32 H 33.5 SH 19 AH 24 Wt 41 LBS.

SH10 Ottoman
Cushion CUS110
Cover FC001



W 32 D 21.5 H 18 Wt 20 LBS.

Stocked Colors



Driftwood•D



Seagrass•SG



Oyster•Y



Classic White•CW



Mocha•M

Special Order Colors

Seating at top left shown in Driftwood with 4109 Oat cushions and Essex coffee table. Seating at bottom left pictured in Driftwood with 5453 Canvas cushions. Seating at top right shown in Seagrass with 1044 Natural cushions.

See page 133 for matching occasional tables.

Quick Ship cushions available for immediate delivery. See page 210 for details.



SAG HARBOR

SECTIONAL



**SH32 Sectional
Armless Chair**
Cushion CUS97
Cover FC224*



W 37.5 D 37.5 H 31.5 SH 16.5 Wt 33 LBS.

SH35 Chat Chair
Cushion CUS93
Cover FC013



W 37.5 D 37.5 H 31.5 SH 16.5 AH 29 Wt 46 LBS.

**SH27 Sectional
Corner Chair**
Cushion CUS98 (right facing corner)
Cushion CUS126 (left facing corner)
Cover FC223*



W 37.5 D 37.5 H 31.5 SH 16.5 Wt 37 LBS.

**SH34 Sectional Curved
Armless Settee**
Cushion CUS84
Cover FC225*



Note: See configurations and dimensions at kingsleybate.com

W 87.5 D 44.5 H 31.5 SH 16.5 Wt 80 LBS.

**SH26 Sectional L/R
End Chair**
Cushion CUS99
Cover FC223*



W 37.5 D 37.5 H 31.5 SH 16.5 AH 29 Wt 37 LBS.

**SH21 Sectional Curved
Wedge/Table**
Optional Clear Tempered
Glass Top SHGL4
Cover FC007 (no zipper)



W 21.5 D 38 H 11 Wt 15 LBS.

SH31 Sectional Ottoman
Cushion CUS94
Cover FC010 (no zipper)



W 37.5 D 37.5 H 16.5 Wt 20 LBS.

Clips are provided to secure seating units together.

Note: Corner chair and L/R End chair are the same frame, but with different cushions.

Sectional at top left pictured with two end chairs, one armless chair, one corner chair, and one ottoman. Curved sectional shown with Provence coffee table. All seating pictured with 5453 Canvas cushions.

Quick Ship cushions available for immediate delivery. See page 210 for details.

*Sag Harbor sectional covers zip together for any configuration. Order one main panel per section and one left (FC226) and right (FC227) end panel for end units. Example: A 4-piece sectional needs 6 covers: 4 main, 1 left end, 1 right end.

Stocked Colors



Driftwood•D



Seagrass•SG



Oyster•Y

Special Order Colors



Classic White•CW



Mocha•M



SAG HARBOR

CHAISE, CUSHION BOXES & OCCASIONAL TABLES

SH70 Chaise

4 position adjustable backrest.
Integrated wheels.
Cushion CUS82
Cover FC018



W 29.5 L 79.5 SH 15 Wt 65 LBS.

SH59 60" Cushion Box*

Water resistant fabric liner in lid and bottom.
Bottom liner removable.
Hydraulic arm on lid for soft close.
Teak handles and stainless steel hardware.



W 60[†] D 29 H 32.5 Wt 66 LBS.

SH67 67" Cushion Box*

Water resistant fabric liner in lid and bottom.
Bottom liner removable.
Hydraulic arm on lid for soft close.
Teak handles and stainless steel hardware.



W 67[†] D 32 H 32.5 Wt 74 LBS.

*Stocked Colors: Driftwood: D, Seagrass: SG, Oyster: Y; Special order in 14 other wicker colors. See page 193 for wicker colors.

[†] Listed width is for box only; non-removable handles add 10" to total width.



SH20 Side Table/Stool

May be used as a stool.
Optional Clear Tempered Glass Top SHGL1
Cushion CUS120
Cover FC006



L 19.5 W 19.5 H 19.5 Wt 16 LBS.

SH45 Coffee Table

Optional Clear Tempered Glass Top SHGL3
Cover FC015



L 45 W 32 H 15 Wt 30 LBS.

SH42 Chat Table

Optional Clear Tempered Glass Top SHGL2
Cover FC014



L 42 W 42 H 15 Wt 37 LBS.

Stocked Colors



Driftwood=D



Seagrass=SG



Oyster=Y

Special Order Colors



Classic White=CW



Mocha=M

Assembly required.

Chaises pictured with 5453 Canvas cushions.

Quick Ship cushions available for immediate delivery.
See page 210 for details.

SAVANNAH

DEEP SEATING

An updated version of mid-twentieth century rattan seating, Savannah preserves a balance between casual and formal design. Rustproof aluminum frames are antiqued to look like genuine rattan, then handwoven with all-weather wicker in a classic artisanal pattern. All items are outfitted with modern cushioning that's perfect for lounging or an afternoon nap.

The Savannah collection is available by special order only.



SA75 Sofa
Cushion CUS197
Cover FC311



W 86.5 D 37 H 38.5 SH 20 AH 25 Wt 61 LBS.

SA60 Settee
Cushion CUS196
Cover FC310



W 61 D 37 H 38.5 SH 20 AH 25 Wt 39 LBS.

SA30 Lounge Chair
Cushion CUS194
Cover FC308



W 36.5 D 37 H 38.5 SH 20 AH 25 Wt 25 LBS.

SA10 Ottoman
Cushion CUS195
Cover FC309



W 27 D 26 H 17.5 Wt 12 LBS.



SA22 Side Table
Clear tempered glass top.
Cover FC006



L 20 W 20 H 20 Wt 7 LBS.

SA45 Coffee Table
Clear tempered glass top.
Cover FC312



L 45 W 30.5 H 15 Wt 10 LBS.

Special Order Color



Classic Rattan•CR





SIERRA

TABLES & BENCHES

Our Sierra collection in eco-Teak™ offers an attractive, low-maintenance alternative to natural teak. Made from solid, high-density Polystyrene, eco-Teak is the finest, most natural-looking synthetic wood available. Our Vintage finish uses a blend of colors to simulate natural woodgrain, and the material is colored throughout for fade resistance. Long spans on frames are braced with rustproof, powder-coated aluminum to prevent warping, and all items are constructed using mortise and tenon joinery and #304 stainless steel hardware.



SE40 39.5" Square Dining Table
 Seats 4
 1.5" umbrella hole.
 Accepts 9" umbrella.
 Cover FC040 (table w/ 4 chairs)



L 39.5 W 39.5 H 30 C 26 WBL 31.5/31.5 Wt 95 LBS.

SE60 74" Backless Bench
 Use alone or pair with SE90 table.
 Cushion CUS218
 Cover FC182 (bench w/o cushion)



L 74 D 16.5 H 18 Wt 71 LBS.

SE74 74.5" Rectangular Dining Table
 Seats 6
 2" umbrella hole.
 Accepts 10' umbrella.
 Cover FC037 (table w/ 4-6 chairs)



L 74.5 W 40 H 30 C 26 WBL 67/32 Wt 155 LBS.

SE21 Side Table
 Cover FC134



L 21 W 21 H 18 Wt 28 LBS.

SE90 91" Rectangular Dining Table
 Seats 8
 2" umbrella hole.
 Accepts 10' umbrella.
 Cover FC041 (table w/ 6-8 chairs)



L 91 W 42 H 30 C 26 WBL 83/34 Wt 187 LBS.

SE47 Coffee Table
 Cover FC143



L 47 W 29 H 15.5 Wt 62 LBS.

SE50 60" Backless Bench
 Use alone or pair with SE74 table.
 Cushion CUS217
 Cover FC026 (bench w/o cushion)



L 60 D 16.5 H 18 Wt 55 LBS.

Stocked Color



Vintage=VT

Assembly required.

Shown with our Sag Harbor chairs in the Oyster finish with 5404 Cloud cushions.



SOMERSET

DEEP SEATING

Inspired by the criss-crossed latticework of formal English gardens, the Somerset collection adds a touch of elegance to any outdoor setting. Pieces are superbly crafted in solid teak for long lasting enjoyment. Designed by Andrew Gower.



SR80 Sofa
Cushion CUS104
Cover FC152



W 80 D 32 H 33 SH 16 AH 22.5 Wt 116 LBS.

SR55 Settee
Cushion CUS103
Cover FC151



W 55 D 32 H 33 SH 16 AH 22.5 Wt 78 LBS.

SR30 Lounge Chair
Cushion CUS102
Cover FC149



W 30.5 D 33 H 33 SH 16 AH 22.5 Wt 50 LBS.

**SR30SR Swivel Rocker
Lounge Chair**
Cushion CUS102
Cover FC149



W 30.5 D 34.5 H 34 SH 17.5 AH 24 Wt 77 LBS.

SR10 Ottoman
Cushion CUS101
Cover FC147



W 29 D 23 H 15.5 Wt 22 LBS.

SR20 Side Table
Cover FC148



L 20 W 20 H 19.5 Wt 16 LBS.

SR45 Coffee Table
Cover FC150



L 45 W 28 H 15.5 Wt 32 LBS.

Assembly required.

Quick Ship cushions available for immediate delivery.
See page 210 for details.



SOUTHAMPTON

DINING CHAIRS, ROCKER & CHAISE

Our Southampton collection is an updated version of classic, open-weave wicker furniture. All pieces are hand woven using extra large fiber, making them heavier and more substantial than typical outdoor wicker pieces. The fiber's variegated tones create a highly natural appearance that pairs well with our assortment of teak tables.





S014 Dining Side Chair

Ships 2 per carton.
Cushion CUS125
Cover FC020



W 25 D 30 H 36 SH 19.5 Wt 18 LBS.

S015 Dining Armchair

Ships 2 per carton.
Cushion CUS125
Cover FC021



W 26 D 30 H 36 SH 19.5 AH 25 Wt 24 LBS.

S070 Chaise

4 position adjustable backrest.
Integrated wheels.
Cushion CUS82
Cover FC018



W 29 L 80 SH 15 Wt 65 LBS.

S018 Rocker*

Teak rails painted with gray finish.
Cushion CUS216
Cover FC022



W 28 D 36 H 34 SH 21.5 AH 25 Wt 30 LBS.

Stocked Color



Oyster•Y

Special Order Colors



Classic White•CW



Driftwood•D



Mocha•M

Assembly required.

Always check dimensions of dining chairs and tables for compatibility.

Dining armchairs pictured with our Provence dining table.

*See page 201 for details on how painted teak weathers.

Quick Ship cushions available for immediate delivery.
See page 210 for details.

SOUTHAMPTON

DEEP SEATING



S075 Sofa
Cushion CUS175
Cover FC019



W 85 D 35 H 33.5 SH 19 AH 24 Wt 80 LBS.

S060 Settee
Cushion CUS160
Cover FC016



W 60 D 35 H 33.5 SH 19 AH 24 Wt 50 LBS.

S030 Lounge Chair
Cushion CUS130
Cover FC009



W 34 D 32 H 33 SH 19 AH 24 Wt 41 LBS.

S030SR Swivel Rocker Lounge Chair
Cushion CUS130
Cover FC009



W 35 D 32 H 34.5 SH 20.5 AH 25 Wt 57 LBS.



S010 Ottoman
Cushion CUS110
Cover FC001



W 31.5 D 21 H 18 Wt 18 LBS.

S020 Side Table/Stool
May be used as a stool.
Optional Clear Tempered Glass Top SHGL1
Cushion CUS120
Cover FC006



L 20 W 20 H 19.5 Wt 10 LBS.

S045 Coffee Table
Optional Clear Tempered Glass Top SHGL3
Cover FC015



L 45 W 32.5 H 15 Wt 20 LBS.

Stocked Color



Oyster•Y

Special Order Colors



Classic White•CW



Driftwood•D



Mocha•M

Quick Ship cushions available for immediate delivery.
See page 210 for details.

SPENCER

DINING, BAR & CLUB SEATING

Our Spencer collection has a slender, modern design with mid-century flair. Frames are constructed from solid, Grade A teak, then woven with all-weather wicker for style and durability. Seating pieces feature thick, comfortable cushions.



Stocked Colors



Willow•L



Rush•RU


Special Order Colors



Black•BK



Cobblestone•CS



Textured Charcoal•H



Sea Salt•S



White•W



SP15 Dining Armchair
Ships 2 per carton.
Cover FC207



W 22.5 D 24 H 32 SH 17.5 AH 25 Wt 19 LBS.

SP55 Club Settee
Cover FC209



W 54 D 28 H 31 SH 16 AH 23 Wt 38 LBS.

SP16 Counter Stool



W 22.5 D 24 H 39.5 SH 24 AH 32 Wt 21 LBS.

SP25 Club Chair
Cover FC264



W 25.5 D 28 H 31 SH 16 AH 23 Wt 23 LBS.

SP18 Bar Chair
Cover FC208



W 22.5 D 25 H 43 SH 28 AH 35.5 Wt 24 LBS.

SP05 Club Ottoman
Cover FC263



W 25.5 D 22 H 16.5 Wt 15 LBS.



Always check dimensions of dining chairs and tables for compatibility.

Dining chairs at top pictured with our Amalfi round dining table.
Club seating pictured with our Classic coffee table.
Dining chair at bottom left shown in Rush wicker.

SPENCER

DEEP SEATING



Stocked Colors



Willow•L



Rush•RU


Special Order Colors



Black•BK



Cobblestone•CS



Textured Charcoal•H



Sea Salt•S



White•W

Seating shown with 5453 Canvas cushions and Tribeca tables.

Quick Ship cushions available for immediate delivery. See page 210 for details.



SP80 Sofa
Cushion CUS184 x 3
Cover FC335



W 79 D 32 H 34.5 SH 17.5 AH 21.5 Wt 98 LBS.

SP60 Settee
Cushion CUS184 x 2
Cover FC334



W 54 D 32 H 34.5 SH 17.5 AH 21.5 Wt 75 LBS.

SP30 Lounge Chair
Cushion CUS184
Cover FC332



W 29 D 32 H 34.5 SH 17.5 AH 21.5 Wt 43 LBS.

SP10 Ottoman
Cushion CUS182
Cover FC333



W 29 D 25 H 17 Wt 21 LBS.



ST. BARTS

DINING CHAIRS & CHAISE

Our St. Barts collection has a modern, livable style that adapts to countless settings. Pieces are handwoven in all-weather wicker designed to look like authentic rope. The frames are substantial and made from rustproof aluminum with solid teak feet.



SB14 Dining Side Chair

Ships 2 per carton.
Cushion CUS122 (seat & back)
Cushion CUS128 (seat only)
Cover FC061



Note: Special order only.

W 20.5 D 28 H 35 SH 20.5 Wt 29 LBS.

SB70 Chaise

4 position adjustable backrest.
Cushion CUS82
Cover FC065



Note: Special order only.

W 29 L 79.5 SH 15 Wt 70 LBS.

SB15 Dining Armchair

Ships 2 per carton.
Cushion CUS122 (seat & back)
Cushion CUS128 (seat only)
Cover FC099



Note: Special order only.

W 25.5 D 28 H 35 SH 20.5 AH 25.5 Wt 38 LBS.

Special Order Colors



Natural Rope•RP



Hemp•PM

Dining chairs and chaises pictured with our Tuscany tables in Vintage finish and 5453 Canvas cushions.

Quick Ship cushions available for immediate delivery. See page 210 for details.

ST. BARTS

DEEP SEATING & SECTIONAL



SB75 Sofa
Cushion CUS67 x 3
Cover FC066



W 84.5 D 38 H 36 SH 17 AH 23 Wt 120 LBS.

SB60 Settee
Cushion CUS67 x 2
Cover FC064



W 59.5 D 38.5 H 36 SH 17 AH 23 Wt 93 LBS.

SB30 Lounge Chair
Cushion CUS67
Cover FC101



W 34.5 D 38.5 H 36 SH 17 AH 23 Wt 64 LBS.

SB10 Ottoman
Cushion CUS123
Cover FC060



W 34.5 D 26 H 17 Wt 32 LBS.

Stocked Color



Natural Rope=RP

Special Order Color



Hemp=PM

**SB62 Sectional
Left Arm (Facing) Settee**
Cushion CUS67 x 2
Cover FC162*



Note: Special order only.

W 55 D 38.5 H 36 SH 17 AH 22.5 Wt 83 LBS.

**SB63 Sectional
Right Arm (Facing) Settee**
Cushion CUS67 x 2
Cover FC163*



Note: Special order only.

W 55 D 38.5 H 36 SH 17 AH 22.5 Wt 83 LBS.

**SB64 Sectional
Armless Settee**
Cushion CUS67 x 2
Cover FC164*



Note: Special order only.

W 52 D 38.5 H 36 SH 17 Wt 75 LBS.

**SB32 Sectional
Armless Chair**
Cushion CUS67
Cover FC160*



Note: Special order only.

W 26 D 38.5 H 36 SH 17 Wt 44 LBS.

**SB27 Sectional
Corner Chair**
Cushion CUS168
Cover FC165*



Note: Special order only.

W 38.5 D 38.5 H 36 SH 17 Wt 67 LBS.

Seating pictured with our Tuscany table and 5453 Canvas cushions. Sectional pictured with one each of the armless settee, corner chair, armless chair, and right arm settee.

Quick Ship deep seating cushions available for immediate delivery. See page 210 for details.

*St. Barts sectional covers zip together for any configuration. Order one main panel per section and one left (FC166) and right (FC167) end panel for end units. Example: A 4-piece sectional needs 6 covers: 4 main, 1 left end, 1 right end.

SB31 Sectional Ottoman
Cushion CUS169
Cover FC161 [no zipper]



Note: Special order only.

W 26 D 26 H 17 Wt 25 LBS.



ST. TROPEZ

DINING & BAR CHAIRS

Our St. Tropez collection is designed for exceptional comfort without the need for a cushion. Each piece is made with a solid teak frame, rustproof aluminum sling rails, stainless steel hardware, and a durable Phifertex® fabric sling.



ST14 Dining Side Chair
Ships 2 per carton.



W 18.5 D 26.5 H 37.5 SH 18 Wt 16 LBS.

ST16 Dining Armchair
Stacking.
Ships 4 per carton.



W 25 D 25 H 38 SH 18 AH 25.5 Wt 19 LBS.

ST17 Bar Chair
Ships 2 per carton.




W 18 D 23.5 H 44 SH 28.5 Wt 18 LBS.

Stocked Colors



Blue•**BL**



Slate•**SL**




Sand•**W**

Special Order Colors



Black•**BK**



Cilantro•**T**

Always check dimensions of dining chairs and tables for compatibility.


Dining armchairs pictured with our Wainscott table.
Bar chairs shown with our Essex bar table.

ST. TROPEZ


FOLDING CHAIRS



Stocked Colors



Blue•BL



Slate•SL




Sand•W

Special Order Colors



Black•BK



Cilantro•T



ST13 Folding Side Chair
Folds compactly for storage.



W 19 D 25 H 37 SH 18.5 Wt 14 LBS.

ST15 Folding Armchair
Folds compactly for storage.



W 23.5 D 25.5 H 37 SH 18.5 AH 25.5 Wt 19 LBS.

ST18 Adjustable Chair
5 position adjustable backrest.
Adjust back while seated by lifting arms.
Folds compactly for storage.



W 25 D 25 H 44.5 SH 18 AH 25 Wt 23 LBS.

ST05 Adjustable Ottoman
2 position adjustable seat.
Use as ottoman or stool.
Folds compactly for storage.
Cover FC006



W 20 D 19 H 19 Wt 10 LBS.

ST20 Ottoman/Side Table
Use as ottoman or side table.
Folds compactly for storage.
Cushion CUS19
Cover FC212



L 20 W 19 H 16 Wt 17 LBS.

Always check dimensions of dining chairs and tables for compatibility.

Chairs pictured with our Essex tables.



ST. TROPEZ

CHAISE & CLUB SEATING



ST70 Chaise
5 position adjustable backrest.
Integrated wheels.
Cover FC292 (chaise without arms)



W 27 L 79 SH 15 Wt 46 LBS.

ST01 Optional Chaise Arms
For use with St. Tropez chaise.



W 5 L 24 H 12 Wt 6 LBS.

ST30 Club Chair
Cover FC115



W 30 D 28 H 35 SH 16 AH 25 Wt 27 LBS.

ST10 Club Ottoman
Use as ottoman or stool.
Folds compactly for storage.
Cover FC168




W 22 D 25 H 15.5 Wt 23 LBS.



Stocked Colors



Blue•BL



Slate•SL




Sand•W

Special Order Colors



Black•BK



Cilantro•T

Assembly required.

Chaises at left shown with 11.5' Market Umbrella and St. Tropez side table.



TIBURON

DINING GROUP

Our sleek Tiburon collection exemplifies the modern lifestyle of the California Bay Area. Seating is constructed in mixed media from #304 stainless steel, premium teak, and Batyline™ fabric; tables have sturdy steel frames with solid teak tops. While designed for outdoor use, Tiburon may also be used indoors, both in residential and in commercial applications.



TB14 Dining Side Chair
Ships 2 per carton.



W 18 D 23 H 35 SH 18 Wt 18 LBS.

TB15 Dining Armchair
Stacking.
Ships 2 per carton.



W 24 D 23 H 35 SH 18 AH 25.5 Wt 20 LBS.

TB38 38" Square Dining Table
Seats 4
1.5" umbrella hole.
Accepts 9' umbrella.
Cover FC040 (table w/ 4 chairs)




L 38 W 38 H 29 C 26.5 WBL 34/34 Wt 58 LBS.

TB76 76" Rectangular Dining Table
Seats 8
2" umbrella hole.
Accepts up to 10' umbrella.
Cover FC037 (table w/ 4-6 chairs)




L 76 W 38 H 29 C 26.5 WBL 72/34 Wt 100 LBS.

Stocked Color




Black•BK


Special Order Colors



Bronze•BZ



Cream•C



Orange•O


Note: Stainless steel furniture that will be exposed to salt air or chlorinated water should be electropolished. See page 199 for details.

Always check dimensions of dining chairs and tables for compatibility.

Assembly required.




Stocked Color




Black • **BK**


Special Order Colors



Bronze • **BZ**



Cream • **C**



Orange • **O**



TIBURON

BAR GROUP & CHAISE

TB79 Chaise
5 position adjustable backrest.
Integrated hidden wheels.
Cover FC145



W 25 L 79 SH 14 Wt 40 LBS.

TB18 Bar Chair
Cover FC004



W 18 D 22 H 44 SH 28 Wt 25 LBS.

**TB35 35" Rectangular
Bar Table**
Seats 4
1.5" umbrella hole.
Accepts 9" umbrella.
Cover FC153 (table w/ 4 chairs)



L 35 W 27.5 H 40 C 37.5 WBL 32 Wt 37 LBS.



Note: Stainless steel furniture that will be exposed to salt air or chlorinated water should be electropolished. See page 199 for details.

Assembly required.



TIVOLI

DINING GROUP

Tivoli is a modern masterwork in exterior furnishings that integrates elements of design, material, and function. All pieces are crafted from the finest #304 stainless steel and premium teak; sling seating surfaces are constructed from Batyline™ fabric. Complementary tables are constructed with heavy duty steel frames and teak wood tops. Designed by John Caldwell.



TL14 Dining Side Chair
Stacking.
Ships 2 per carton.



W 21.5 D 28.5 H 35 SH 17.5 Wt 25 LBS.

TL15 Dining Armchair
Stacking.
Ships 2 per carton.



W 24.5 D 28.5 H 35 SH 17.5 AH 25.5 Wt 27 LBS.

TL42 42" Square Dining Table
Seats 4
1.5" umbrella hole.
Accepts 9' umbrella.
Cover FC040 (table w/ 4 chairs)



L 42 W 42 H 29 C 26 WBL 36/36 Wt 67 LBS.


TL84 84" Rectangular Dining Table
Seats 8
2" umbrella hole.
Accepts up to 10' umbrella.
Cover FC220 (table w/ 6-8 chairs)




L 84 W 42 H 29 C 26 WBL 79/36 Wt 108 LBS.




Stocked Colors



Black • BK




Bronze • BZ



Cream • C

Special Order Color



Orange • O

Note: Stainless steel furniture that will be exposed to salt air or chlorinated water should be electropolished. See page 199 for details.


Always check dimensions of dining chairs and tables for compatibility.

Dining armchair at top right shown with Bronze sling.


Assembly required.




Stocked Colors




Black • **BK**



Bronze • **BZ**



Cream • **C**



Orange • **O**

Special Order Color

TIVOLI

CLUB SEATING, BAR CHAIR & CHAISE



TL76 Club Sofa
Stacking.
Cover FC376



Note: Special order only.

W 76 D 30.5 H 33 SH 16.5 AH 23.5 Wt 73 LBS.

TL53 Club Settee
Stacking.
Cover FC151



Note: Special order only.

W 52.5 D 30.5 H 33 SH 16.5 AH 23.5 Wt 51 LBS.

TL30 Club Chair
Stacking.
Cover FC115



W 29 D 30.5 H 33 SH 16.5 AH 23.5 Wt 30 LBS.

TL10 Club Ottoman
Stacking.
Cover FC133



W 28 D 20.5 H 15 Wt 20 LBS.

TL17 Bar Chair
Stacking.



W 25 D 29.5 H 45.5 SH 28.5 AH 35 Wt 32 LBS.

TL79 Chaise

Stacking.
Removable arms.
Integrated wheels.
5 position adjustable backrest.
Cover FC175



W 31.5 L 77.5 SH 14.5 AH 22 Wt 60 LBS.

TL18 Side Table
Cover FC203



L 17.5 W 17.5 H 17.5 Wt 18 LBS.

Note: Stainless steel furniture that will be exposed to salt air or chlorinated water should be electropolished. See page 199 for details.

Club seating at lower left shown with Black slings.

Assembly required.



TIVOLI

SECTIONAL



**TL35 Sectional
Armless Chair**
Cushion CUS135
Cover FC073*



W 35 D 35 H 27.5 SH 15 Wt 50 LBS.

**TL36 Sectional
Square Corner Chair**
Cushion CUS136
Cover FC074*



W 35 D 35 H 27.5 SH 15 Wt 60 LBS.

**TL37 Sectional
Curved Corner Chair**
Cushion CUS138
Cover FC075*



W 35 D 35 H 27.5 SH 15 Wt 50 LBS.

**TL31 Sectional
Square Ottoman**
Cushion CUS137
Cover FC071 (no zipper)



W 35 D 35 H 15 Wt 34 LBS.

**TL32 Sectional
Curved Ottoman**
Cushion CUS139
Cover FC072 (no zipper)



W 35 D 35 H 15 Wt 29 LBS.

**TL20 Sectional
Side Table**
Cover FC170



L 19.5 W 19.5 H 16 Wt 20 LBS.

**TL40 Sectional
Coffee Table**
Cover FC076



L 35 W 35 H 13 Wt 36 LBS.

Note: Stainless steel furniture that will be exposed to salt air or chlorinated water should be electropolished. See page 199 for details.

Assembly required.

Sectional at top left pictured with three armless chairs, and one each of the square corner chair, curved corner chair, square ottoman, curved ottoman, coffee table, and side table; shown in 5453 Canvas cushions.

Quick Ship cushions available for immediate delivery.
See page 210 for details.

*Tivoli sectional covers zip together for any configuration. Order one main panel per section and one left (FC236) and right (FC237) end panel for end units. Example: A 4-piece sectional needs 6 covers: 4 main, 1 left end, 1 right end.

TORTOLA

DEEP SEATING & CHAISE

The wide expanses and uninterrupted lines of Tortola accentuate its grand proportions. Elegant sloping arms, extra-deep cushions, and handwoven wicker in soft gray-tones provide all necessary elements for a relaxing, inviting, lounge setting. Frames are crafted from rustproof aluminum wrapped with premium all-weather wicker; feet are made from Grade A teak.



Shown with 5453 Canvas cushions and our Tuscany tables in the Vintage finish.

Quick Ship cushions available for immediate delivery. See page 210 for details.



T095 Sofa
Cushion CUS230
Cover FC367



W 95 D 41 H 33 SH 16 AH 21.5 Wt 126 LBS.

T030 Lounge Chair
Cushion CUS229
Cover FC366



W 37 D 41 H 33 SH 16 AH 21.5 Wt 62 LBS.

T030SC Swivel Lounge Chair
Rotates 360°
Cushion CUS229
Cover FC366



W 37 D 41 H 33 SH 16 AH 21.5 Wt 81 LBS.

T010 Ottoman
Cushion CUS228
Cover FC365



W 27 D 27 H 16 Wt 23 LBS.

T070 Chaise
4 position adjustable backrest.
Cushion CUS236
Cover FC393



W 31.5 L 84.5 SH 17 Wt 85 LBS.

Stocked Color

Special Order Color



Flagstone•FS

Classic Rattan•CR

TORTOLA

SECTIONAL



Sectional pictured with one left arm settee, one armless settee, and one right arm return sofa. Shown with 5453 Canvas cushions and our Tuscany tables in the Vintage finish.

Quick Ship cushions available for immediate delivery. See page 210 for details.

Clips are provided to secure seating units together.

*Tortola sectional covers zip together for any configuration. Order one main panel per section and one left (FC373) and right (FC374) end panel for end units. Example: A 4-piece sectional needs 6 covers: 4 main, 1 left end, 1 right end.





**T0118 Sectional Left Arm
Return Sofa**
Cushion CUS232
Cover FC371*



W 118 D 41 H 33 SH 16 AH 21.5 Wt 155 LBS.

**T0119 Sectional Right Arm
Return Sofa**
Cushion CUS232
Cover FC372*



W 118 D 41 H 33 SH 16 AH 21.5 Wt 155 LBS.

**T057 Sectional Left Arm
Settee**
Cushion CUS231
Cover FC369*



W 57 D 41 H 33 SH 16 AH 21.5 Wt 79 LBS.

**T058 Sectional Right Arm
Settee**
Cushion CUS231
Cover FC369*



W 57 D 41 H 33 SH 16 AH 21.5 Wt 79 LBS.

**T052 Sectional Armless
Settee**
Cushion CUS231
Cover FC368*



W 52 D 41 H 33 SH 16 AH 21.5 Wt 69 LBS.

Stocked Color



Flagstone*FS

Special Order Color



Classic Rattan*CR

T037 Sectional Ottoman
Cushion CUS233
Cover FC375 (no zipper)



W 37 D 37 H 16 Wt 33 LBS.



Stocked Colors



Rustic•R



Vintage•VT



Antiqued White•AW

Special Order Color



TUSCANY

TABLES & BENCHES

Tuscany tables and benches are made from solid, distressed teak wood. Knots, checking, and other imperfections give each piece its own unique character – no two items are exactly alike. Tables can be ordered in Rustic (no finish) or in one of two hand-applied factory finishes: Vintage or Antiqued White. See page 201 for details on how painted teak weathers.



TN44 44" Square Dining Table

Seats 4
1.5" umbrella hole.
Accepts 9' umbrella.
Cover FC025 (table only)
Cover FC040 (table w/ 4 chairs)



L 44 W 44 H 29.5 C 26 WBL 35/35 Wt 108 LBS.

TN73 73" Rectangular Dining Table

Seats 6
2" umbrella hole.
Accepts up to 10' umbrella.
Cover FC032 (table only)
Cover FC037 (table w/ 4-6 chairs)



L 73 W 39.5 H 29.5 C 26 WBL 64/30.5 Wt 154 LBS.

TN96 96" Rectangular Dining Table

Seats 8
2.5" umbrella hole.
Accepts up to 11.5' umbrella.
Cover FC034 (table only)
Cover FC041 (table w/ 6-8 chairs)



L 96 W 39.5 H 29.5 C 26 WBL 87/30.5 Wt 176 LBS.

TN50/TN60 5' & 6' Backless Benches

Cushion CUS5T/CUS6T
Cover FC026 (5' bench w/o cushion)
Cover FC028 (6' bench w/o cushion)



L 60/72 D 16 H 18 Wt 60/64 LBS.

TN24 Side Table

Cover FC024



L 24 W 24 H 18 Wt 37 LBS.

TN42 Coffee Table

Cover FC059



L 42 W 27.5 H 18 Wt 58 LBS.

TN51 Coffee Table

Cover FC027



L 51 W 32 H 18 Wt 74 LBS.

TN55 Console Table

Cover FC029



L 71 W 18 H 31.5 Wt 80 LBS.

Assembly required.

Rectangular table at top left shown in Rustic with our Sag Harbor dining chairs in Mocha wicker and cushions in 5453 Canvas. Coffee table above shown in Vintage with our Montauk seating group.



VERO

DINING CHAIR & DEEP SEATING

Our Vero collection gives a nod to the relaxed style of the historic coastal town that inspired it. Frames have gentle curves and a flared skirt for understated elegance. Each piece is woven with thick strands of all-weather Seagrass that has the same durability as our other outdoor wicker.

Stocked Color



Seagrass • SG



VR15 Dining Armchair

Ships 2 per carton.
Cushion CUS115



W 27 D 27 H 32.5 SH 20 AH 26 Wt 22 LBS.

VR75 Sofa

Cushion CUS175
Cover FC326



W 82 D 34 H 32.5 SH 19.5 AH 24 Wt 83 LBS.

VR60 Settee

Cushion CUS160
Cover FC325



W 59 D 34 H 32.5 SH 19.5 AH 24 Wt 62 LBS.

VR30 Lounge Chair

Cushion CUS130
Cover FC324



W 33 D 34 H 32.5 SH 19.5 AH 24 Wt 36 LBS.

VR10 Ottoman

Cushion CUS110
Cover FC323



W 32.5 D 22.5 H 19.5 Wt 19 LBS.

Always check dimensions of dining chairs and tables for compatibility.

Dining chairs shown with our Provence dining table in the Vintage finish. Lounge seating shown with Tuscany occasional tables in the Vintage finish. All pieces shown with 5453 Canvas cushions.

Quick Ship cushions available for immediate delivery. See page 210 for details.



WAINSCOTT

TABLES

Our Wainscott tables have an attractive, transitional design that works well with a wide assortment of our dining, counter and bar chairs. Table tops are constructed with mitered corners and mortise and tenon joinery; legs are substantial and solid.





WS42 42.5" Square Dining Table

Seats 4
1.5" umbrella hole.
Accepts 9' umbrella.
Cover FC040 (table w/ 4 chairs)



L 42.5 W 42.5 H 29.5 C 26 WBL 36/36 Wt 60 LBS.

WS72 73" Rectangular Dining Table

Seats 6
2" umbrella hole.
Accepts up to 10' umbrella.
Cover FC037 (table w/ 4-6 chairs)



L 73 W 40 H 29.5 C 26 WBL 66.5/33 Wt 80 LBS.

WS85 85" Rectangular Dining Table

Seats 8
2" umbrella hole.
Accepts up to 10' umbrella.
Cover FC220 (table w/ 6-8 chairs)



L 85 W 42.5 H 29.5 C 26 WBL 78/36 Wt 100 LBS.

WS55 55" Rectangular Counter Table

Seats 6
2" umbrella hole.
Accepts up to 10' umbrella.
Cover FC277 (table w/ 4-6 chairs)



L 55 W 28 H 36 C 32 WBL 49.5/22.5 Wt 76 LBS.

WS59 59.5" Rectangular Bar Table

Seats 6
2" umbrella hole.
Accepts up to 10' umbrella.
Cover FC154 (table w/ 4-6 chairs)



L 59.5 W 34 H 40 C 36 WBL 54/28.5 Wt 92 LBS.



Assembly required.

The 85" rectangular dining table is shown with our St. Tropez stacking chairs with Sand slings. The 42.5" square dining table is shown with our St. Tropez stacking chairs with Blue slings. The 55" counter table is shown with our Spencer counter chairs in Willow wicker.



WESTPORT

DINING GROUP & CHAISE

The Westport collection is distinguished by its streamlined simplicity and exquisite attention to detail. Most items have solid teak bases that are understated and functional, resulting in a sophisticated transitional collection that is equally suited for relaxed lounging or formal entertaining. Designed by John Caldwell.



WR14 Dining Side Chair

Ships 2 per carton.
Cushion CUS109
Cover FC222



Note: Special order only.

W 21 D 26.5 H 33.5 SH 20 Wt 17 LBS.

WR50 50" Round Dining Table

Seats 4
Clear tempered glass top.
Does not accept umbrella.
Cover FC036 (table w/ 4 chairs)



Note: Special order only.

D 50 H 30 C 27.5 Wt 83 LBS.

WR15 Dining Armchair

Ships 2 per carton.
Cushion CUS39
Cover FC052



Note: Special order only.

W 24 D 28 H 33 SH 20 AH 24.5 Wt 23 LBS.

WR60 60" Round Dining Table

Seats 6
Clear tempered glass top.
Does not accept umbrella.
Cover FC038 (table w/ 4-6 chairs)



Note: Special order only.

D 60 H 30 C 27.5 Wt 98 LBS.

WR70 Chaise

Integrated wheels.
4 position adjustable backrest.
Cushion CUS83
Cover FC058



Note: Special order only.

W 28 L 81 SH 13 AH 20 Wt 45 LBS.



Special Order Colors



Black •BK



Cobblestone •CS



Textured Charcoal •H



Willow •L



Sea Salt •S



White •W

Assembly required.

Always check dimensions of dining chairs and tables for compatibility.

WESTPORT

DEEP SEATING



Stocked Color



Sea Salt•S


Special Order Colors



Black•BK



Cobblestone•CS



Textured Charcoal•H



Willow•L



White•W



WR75 Sofa
Cushion CUS134 x 3
Cover FC256



Note: Special order only.

W 87 D 34 H 34 SH 18.5 AH 25.5 Wt 97 LBS.

WR61 Settee
Cushion CUS134 x 2
Cover FC327



Note: Special order only.

W 61 D 34 H 34 SH 18.5 AH 25.5 Wt 75 LBS.

WR30 Lounge Chair
Cushion CUS134
Cover FC055



W 34 D 34 H 34 SH 18.5 AH 25.5 Wt 38 LBS.

WR10 Ottoman
Cushion CUS133
Cover FC051



W 32 D 22 H 18 Wt 20 LBS.

WR20 Side Table
Optional Clear Tempered
Glass Top WRGL2
Cover FC047



D 21 H 16.5 Wt 13 LBS.

Cushions for the Westport collection are intended solely for outdoor use.

Quick Ship cushions available for immediate delivery. See page 210 for details.



WESTPORT

SECTIONAL



**WR32 Sectional
Armless Chair**
Cushion CUS132
Cover FC229*



W 31.5 D 36 H 30 SH 16.5 Wt 28 LBS.

WR31 Sectional Ottoman
Cushion CUS131
Cover FC056 (no zipper)



W 32 D 32 H 16.5 Wt 20 LBS.

**WR27 Sectional L/R
Corner Chair**
Cushion CUS127
Cover FC228*



W 36 D 36 H 30 SH 16.5 Wt 35 LBS.

WR33 Coffee Table
Optional Clear Tempered
Glass Top WRGL1
Cover FC057



L 32 W 32 H 15 Wt 20 LBS.

Stocked Color



Sea Salt • S


Special Order Colors



Black • BK



Cobblestone • CS



Textured Charcoal • H



Willow • L



White • W

Clips provided to secure seating units together.

Sectional at top left pictured with two corner chairs, five armless chairs, and one ottoman.

Quick Ship cushions available for immediate delivery.
See page 210 for details.

*Westport sectional covers zip together for any configuration. Order one main panel per section and one left (FC230) and right (FC231) end panel for end units. Example: A 4-piece sectional needs 6 covers: 4 main, 1 left end, 1 right end.



ZONA

DEEP SEATING

Merging mid-century style with outdoor durability, Zona's bucket seats in all-weather wicker sit atop a base of finely crafted teak legs and struts. Comfortable cushions with clean edges finish the look for a modern and inviting seating ensemble.

Stocked Color



Textured Gray • TG



ZN66 Sofa
Cushion CUS204
Cover FC315



W 73.5 D 32 H 32 SH 19.5 AH 23.5 Wt 66 LBS.

ZN30 Lounge Chair
Cushion CUS202
Cover FC313



W 33 D 32 H 32 SH 19.5 AH 23.5 Wt 34 LBS.

ZN10 Ottoman
Cushion CUS203
Cover FC314



W 30 D 21 H 18 Wt 17 LBS.

Seating shown with 5453 Canvas cushions and Tribeca tables.

Quick Ship cushions available for immediate delivery.
See page 210 for details.

BENCHES & GARDEN ARMCHAIRS



CHIPPENDALE

CH40 4' Bench
[pictured at right]
Cushion CUS40
CH50 5' Bench
[pictured above]
Cushion CUS50



W 48/60 D 20 H 34 SH 16 AH 24 Wt 55/65 LBS.

CH25 Garden Armchair
Cushion CUS30



W 27 D 20 H 34 SH 16 AH 24 Wt 38 LBS.



DUNBARTON

DN40 4' Bench
Cushion CUS40
DN50 5' Bench
Cushion CUS50
DN60 6' Bench
Cushion CUS60



W 48/60/72 D 20 H 34 SH 16 AH 24 Wt 54/62/71 LBS.

DN25 Garden Armchair
Cushion CUS30



W 27 D 20 H 34 SH 16 AH 24 Wt 40 LBS.

Assembly required. Dunbarton group pictured with 5453 Canvas cushions.

BENCHES & GARDEN ARMCHAIRS



HYDE PARK

HP40 4' Bench
Cushion CUS4H
HP50 5' Bench
Cushion CUS5H
HP60 6' Bench
Cushion CUS6H



W 48/60/72 D 20.5 H 38 SH 16 AH 26 Wt 62/69/82 LBS.

HP25 Garden Armchair
Cushion CUS3H



W 33 D 20.5 H 38 SH 16 AH 26 Wt 51 LBS.



WAVERLEY

WV40 4' Backless Bench
Scooped seat for comfort.
Cushion CUS4E

WV50 5' Backless Bench
Scooped seat for comfort.
Cushion CUS5E

WV60 6' Backless Bench
Scooped seat for comfort.
Cushion CUS6E



W 48/60/72 D 17 H 16.5 Wt 28/35/40 LBS.

Assembly required.

Waverley bench pictured with our
Wainscott rectangular dining table.

BENCHES & GARDEN ARMCHAIRS



LUTYENS

BENCH

Originating from famed architect Sir Edwin Lutyens, the iconic Lutyens bench graces England's most distinguished gardens. Our bench is the quintessential version, available in either Grade A teak or distressed teak in Antiqued White. Each bench is made with a comfortable curved seat, heirloom-quality construction, and romantic flowing lines. See page 201 for details on how painted teak weathers.



LT60 6' Bench
Cushion CUS6H



W 78 D 22 H 42 SH 20 AH 31 Wt 85 LBS.

Stocked Colors



Grade A Teak • **A**



Antiqued White • **AW**

Assembly required.



ACCESSORIES

WOVEN CUSHION BOXES

SH59 Sag Harbor 60" Cushion Box

Water resistant fabric liner in lid and bottom; bottom liner removable.
Hydraulic arm on lid for soft close.
Teak handles and stainless steel hardware.



W 60* D 29 H 32.5 Wt 66 LBS.

SH67 Sag Harbor 67" Cushion Box

Water resistant fabric liner in lid and bottom; bottom liner removable.
Hydraulic arm on lid for soft close.
Teak handles and stainless steel hardware.



W 67* D 32 H 32.5 Wt 74 LBS.

*Listed width is for box only; non-removable handles add 10" to total width.

TEAK CUSHION BOXES

CB53 Teak 53" Cushion Box

Water resistant silicon-sealed top.
Slatted bottom for drainage.
Hydraulic arms on lid for soft close.
Brass handles and hardware.



W 53 D 28 H 24 Wt 110 LBS.

CB60 Teak 60" Cushion Box

Water resistant silicon-sealed top.
Slatted bottom for drainage.
Hydraulic arms on lid for soft close.
Brass handles and hardware.



W 60 D 32.5 H 31 Wt 145 LBS.

Stocked Colors



Driftwood•D



Seagrass•SG



Oyster•Y

Special Order Colors



Black•BK




Cool Grey•CG



Cobblestone•CS



Classic White•CW



Granite•GR



Textured Charcoal•H



Willow•L



Mocha•M



Rush•RU



Sea Salt•S



Sisal•SI



Sunset•SN



Shadow•SW



White•W

Assembly required.

ACCESSORIES



MARKET UMBRELLAS & BASES

MU01 9' Octagonal Market Umbrella
 Pulley system for raising and lowering canopy.
 1.5" diameter solid teak 2-piece pole.
 Canopy CVR01
 Cover FC157

D 108 H 102 Wt 25 LBS.

MU02 10' Octagonal Market Umbrella
 Pulley system for raising and lowering canopy.
 2" diameter solid teak pole.
 Canopy CVR02
 Cover FC158

D 120 H 104 Wt 27 LBS.

MU03 11.5' Octagonal Market Umbrella
 Pulley system for raising and lowering canopy.
 2.5" diameter solid teak pole.
 Canopy CVR03
 Cover FC159

D 138 H 107 Wt 35 LBS.



MB01 25 lb. Umbrella Base
 Fits MU01 9' umbrella.
 1.5" diameter pole.

W 17.8 D 17.8 H 18 Wt 25 LBS.

MB02 50 lb. Umbrella Base
 Fits MU02 10' umbrella.
 2" diameter pole.

W 22.8 D 22.8 H 18 Wt 50 LBS.

MB03 55 lb. Umbrella Base
 Fits MU03 11.5' umbrella.
 2.5" diameter pole.

W 24.2 D 24.2 H 19 Wt 55 LBS.



PLANTERS

BR16 16" Brookside Planter



W 16 D 16 H 17 Wt 20 LBS.

BR18 18" Brookside Planter



W 18 D 18 H 19 Wt 25 LBS.

BR23 23" Brookside Planter



W 23 D 23 H 24 Wt 35 LBS.



REDUCER RINGS

RING1 1.5" Brass Reducer Ring

Converts umbrella hole from 2" to 1.5" diameter.
Solid brass.

RING2 2" Brass Reducer Ring

Converts umbrella hole from 2.5" to 2" diameter.
Solid brass.



SERVING CART

SC25 Serving Cart

Fold up leaf for more serving area.
Two drawers.
Wine glass rack.
Bottle holder.
Removable serving tray.
Cover FC085



W 41 D 20.5 H 33 Wt 70 LBS.

BRASS PLAQUES

PLQ3/PLQ4 Engraved Brass Plaques

Fits standard bench.
Up to 3 lines of engraving (PLQ3).
Up to 4 lines of engraving (PLQ4).
20 characters per line.



L 5 H 2

LAZY SUSAN

LS25 25" Lazy Susan

Aluminum hardware.
2.5" umbrella hole.
Accepts up to 11.5' umbrella.



D 25 Wt 9 LBS.

Assembly required.

To ensure years of enjoyment, a liner is recommended for all planters.

See individual table descriptions to determine allowable umbrella size. Umbrella pictured with our St. Tropez chaise.

FURNITURE COVERS

Extend the life of your furniture with custom made furniture covers. Covering furniture when not in use can protect it from dust and dirt, inclement weather, and ultraviolet rays. Furniture covers are constructed from 100% solution-dyed polyester fabric, colorfast up to 1,000 hours of sunlight, and treated with a highly water-resistant backing that performs at temperatures of -15°F. Easy to use buckles secure covers to furniture, and tenting devices are included with some items to help prevent water from pooling. Sectional furniture covers are made with zippers for ease of use. Dining set covers protect dining table plus chairs.



Complete Dining Sets

Dining Chairs



Sectionals & Occasional Tables

CARE & MAINTENANCE

Teak Cleaner

Cleans teak and restores light brown color to weathered wood; use as needed.

TC1 1 Liter Bottle

TC1-12 Case of (12) 1 Liter Bottles



Teak Shield

Helps prevent stains and mildew; apply 2-3 times per year.

TS1 1 Liter Bottle

TS1-12 Case of (12) 1 Liter Bottles



Teak Protector

Slows teak from weathering to gray; apply 1-2 times per year.

TP1 1 Liter Bottle

TP1-12 Case of (12) 1 Liter Bottles

TP5 5 Liter Bottle

TP5-3 Case of (3) 5 Liter Bottles



Vintage Retouch & Refinish

Touches-up or restores similar color* to Vintage teak finish that has weathered; use as needed.

VT25 .25 Liter Bottle

VT1 1 Liter Bottle




*Our factory-applied Vintage finish is multilayered and cannot be replicated; the Vintage Retouch & Refinish only approximates the original finish. More details on page 201.

TOSS PILLOWS

Our toss pillows are the perfect way to enhance the beauty of your furniture. More than just eye-catching, these extra comfortable pillows use a special outdoor fill that feels like down feathers. Standard features include a welt, zipper and water-resistant liner that helps keep the pillow dry. Further options are available at no additional charge: contrast welt; 1" flange welt; and button.

Note: Button and flange welt not available on Bolster style.



PL2222 22" Square Pillow



PL1911 19" x 11" Lumbar Pillow



PL2020 20" Square Pillow



PL1807 18" x 7" Bolster Pillow



PL1818 18" Square Pillow



PL1616 16" Square Pillow



Pillows shown from left to right:
20" Square, 16" Square, 19" x 11" Lumbar, 18" Square, 22" Square.

MATERIALS

Kingsley Bate uses only the finest materials in the manufacture of its furniture. Whether it is wood, all-weather wicker, or stainless steel, meticulous care is taken to ensure all materials meet strict quality standards and are durable enough to withstand the rigors of the outdoors.

WOOD

Leisure furniture crafted from teak wood is the finest available. All timber is plantation grown, sustainably harvested, and suitable for diverse climates, including salt-air environments. Wood is kiln-dried prior to manufacturing to prevent shrinkage from moisture loss, ensuring precision-cut mortise and tenon joints remain tight after years of use. Some variation in wood color and grain is to be expected. For information on teak weathering see page 200.

Grade A Teak

Grade A, First European Quality (FEQ) teak is harvested from the center of the log. This premium cut is characteristically knot-free, has rich golden color and beautiful grain. No stain or oil is applied to our Grade A teak. Instead, we sand each surface to a luxuriously smooth consistency to allow the natural beauty of the wood to shine through.

Distressed Teak

Distressed teak showcases the organic irregularities found in natural timber. Features like knots, checking, and distinct graining give each piece of furniture its own unique character. Distressed teak items are offered in either one of our multilayered painted finishes or natural, unpainted wood finishes.

eco-Teak™

eco-Teak offers an attractive, low-maintenance alternative to natural teak. Made from high-density Polystyrene, eco-Teak is the finest, most natural looking synthetic wood available. All pieces are colored throughout for fade resistance and constructed to simulate natural wood grain.

HARDWARE


All hardware used in the construction of Kingsley Bate furniture is suitable for outdoor use, and in many cases serves as a focal element of the furniture design. Hardware is typically solid brass, stainless steel, coated steel, or aluminum.

PVC COATED MESH

Mesh slings used as seating surfaces, or as decking beneath seat cushions, are made from 100% PVC-coated polyester yarn. This durable and weather-friendly textile is easy to maintain and is resistant to fading, mildew and stains.



Grade A Teak



Distressed Teak (Rustic Finish)



eco-Teak



Hardware



PVC Coated Mesh (Sand)

WOVEN

Our wicker and rope furniture is made by weaving premium, man-made fibers around teak or powder-coated aluminum frames. All weaving is done solely by hand, using traditional methods. The result is beautifully woven furniture with a rich textural quality that is suitable for use in direct sun, rain, poolside, and salt-air environments.

We use strict quality control standards to help ensure consistent color of our woven furniture. Colors and color-blends may vary slightly from unit to unit due to subtle differences in dye lots, the use of variegated fibers, and the handwoven nature of the furniture.

Wicker

Our all-weather wicker collections have the authentic beauty and textural elements of furniture woven from natural plant fibers, but none of the typical problems of deterioration when used outdoors. Fibers are made from highly durable, UV-resistant polyethylene that resists fading, tearing, and cracking even after years of use. Most fibers have variegated tones and either a textured or matte finish for an incredibly natural appearance.

Rope

Supple and soft to the touch, our weather-friendly rope is made from polypropylene yarns that are braided around a plastic core for structure and strength. Rope fibers are non-absorbent and highly resistant to oil, mold, mildew and stains.



Wicker (Sunset)



Rope (Dove)

STAINLESS & ALUMINUM

The unmatched durability of metal makes it an ideal material for modern outdoor furniture design. Whether crafted from high grade #304 stainless steel, renowned for its strength and luster, or from premium quality powder-coated aluminum, prized for its sleek, rustproof, and lightweight advantages, the result is exterior furnishings of exceptional resilience and luxury.

Standard #304 Steel

We use only the highest quality #304 stainless steel in the manufacture of our frames. The standard finish is brushed for a lustrous, matte appearance.


Electropolished #304 Steel

Stainless steel furniture used poolside or within 10 miles of the ocean should be ordered with our electropolished finish. Electropolishing provides enhanced corrosion resistance and a shiny, mirror-like finish, in contrast to our untreated finish's brushed appearance.


Although electropolished steel is highly resistant to corrosion, regular maintenance is still required to preserve the finish. Swimming pool water and residue from salt air must not remain on the steel for too long and should be regularly cleaned from the surface. Furniture used in harsher environments requires more frequent cleaning. Electropolished steel furniture is not recommended for use around indoor pools.

Powder-Coated Aluminum

Our aluminum furniture is finished with an advanced polyester powder-coating, electrostatically applied for a uniform, durable finish. This ensures that each piece maintains its elegant appearance and steadfast performance, even after years of outdoor exposure.



#304 Stainless Steel



Electropolished #304 Stainless Steel



Powder-Coated Aluminum

TEAK & WEATHERING



Natural teak weathering

As a material for outdoor furniture, the durability and beauty of natural teak wood is unsurpassed. Kingsley Bate offers teak furnishings in one or more wood options: Grade A (no finish), Distressed (no finish), and Distressed (painted finish). Regardless of which of these options is used, all wood shares similar traits, and when used outdoors undergoes a common weathering process. More information on teak weathering and care may be found at kingsleybate.com.

NEW FURNITURE

Before placing items on your new teak furniture, wipe all wood surfaces with a damp cloth to remove any dust from the manufacturing process. This dust contains natural teak oils that can discolor upholstery.

For teak furniture that will be exposed to food and drink, we recommend applying our Teak Shield product to help prevent stains. This treatment is recommended for both painted and unpainted teak finishes.

If the furniture will be used indoors, teak that is unpainted should be periodically treated with a thin coat of paste wax (Briwax or Johnson's Wax). This helps protect the wood from spotting caused by natural body oils or hand lotions.

WEATHERING

Teak wood is rich in natural oils. When furniture is new, some of these oils may surface from the wood during damp or humid conditions. To help prevent oil from discoloring upholstery, remove cushions from frames and pull sling chairs out from beneath dining tables when furniture is not in use. This should no longer be necessary after a few rainfalls have occurred and the furniture has begun to weather.

While oil surfacing is most common with unpainted teak furniture, it sometimes occurs with painted teak finishes. A painted surface that becomes discolored by oil can generally be touched up or will weather away naturally.

After the first few rainfalls, unpainted teak furniture may feel slightly rough due to a lifting of the grain. This is caused when small wood fibers on the surface absorb moisture, swell, and stand-up, making the finish feel less smooth. These fibers will gradually lay down and the wood will return to a smooth surface through normal use.

Teak wood naturally expands and contracts with changes in temperature and humidity. Over time this can result in small cracks or “checking” on surfaces of the furniture. Checking is cosmetic only and typically has no impact on the structural integrity of the frame. On painted teak furniture, expansion and contraction of the wood may similarly result in small cracks in the paint finish.



Checking


When used outdoors, teak wood that does not have a painted finish will gradually form a handsome silver-gray patina. This process typically takes nine to twelve months depending on climate and level of exposure. If the golden-brown color of new teak is preferred, we recommend the periodic application of our Teak Protector product.

Like any painted finish, the finish on our painted teak furniture will gradually fade and wear away with exposure to the elements. As the finish flakes off, the exposed, natural teak underneath will gradually turn gray. The pace at which the finish weathers will vary based on the level and type of exposure, use and maintenance. To extend the life of the original finish, we recommend using our protective covers when the furniture is not in use.

VINTAGE FINISH WEATHERING



New



Partial weathering (some unpainted teak exposed)



Advanced weathering (most finish worn away)

Painted teak furniture with our Vintage finish can be maintained by using our Vintage Retouch & Refinish product, or by simply allowing the finish to weather away naturally and form a silver-gray patina. Please be aware that because the factory-applied Vintage finish is multilayered, it cannot be replicated with the Vintage Retouch & Refinish product; rather, this product will only approximate the original finish.

Painted teak furniture with our Antiqued White finish can easily be touched up or periodically repainted using high-quality outdoor paint.

Note: See kingsleybate.com for important information on furniture care and maintenance, and for more details on our care products.

CUSHIONS

Kingsley Bate cushions are designed for style, comfort, and outdoor performance. Our construction uses lock-stitch sewing for superior seam strength. Color coordinated nylon zippers come standard for easy maintenance. Cushions are intended solely for outdoor use.

While our cushions are designed for outdoor use, care is required to dry cushions after rainfall. The level of maintenance and drying time required varies greatly based on the fabric and fill options selected. We strongly recommend using our custom-fit outdoor covers to protect furniture from the elements, and to keep cushions looking great longer.

Cushion styles are specific to the furniture frame selected. Some customizations are available.



Boxed Edge

Top and bottom panels are sewn along all edges to a connecting side panel. Boxing may be translated into a variety of cushion-shapes, not limited to squares or rectangles.



Waterfall

Cushions have a seamless, softly rounded front edge made of a single piece of fabric that wraps around the top, front, and bottom of the cushion. Boxing is on the back-edge and sides.



Knife Edge

Top and bottom panels are sewn together so that the seam is centered along the edge. Knife-edge styles are not limited to squares or rectangles.



Welts

Welts come standard on select models or may be added as a custom option. A contrasting welt (different fabric) may be specified on a welted cushion.

3 STEPS FOR SPECIFYING CUSHIONS

1. Choose Fabric – Three Options

Option 1 – Stocked Fabrics

Our range of stocked designer fabrics include two performance levels: Standard and High. Standard Performance fabrics are suited for most outdoor environments, while High Performance options in Sunbrella® Rain are ideal for installations with high exposure to rainfall. **Note:** Sunbrella Rain fabric differs from standard Sunbrella fabric in that it has a back-coating, making it virtually waterproof.

	Standard Performance Outdoor/Covered, Outdoor/Exposed	High Performance Outdoor/Exposed
Brands	Sunbrella®, Tempotest® & more	Sunbrella® Rain
100% solution-dyed acrylic or solution-dyed acrylic-blend	Yes	Yes
Water repellency	No	Moderate rain
Fade resistance of 1,000-2,200 hours of sunlight	Yes	Yes
Stain resistant, bleach-cleanable	Yes	Yes
Double rubs	Typically 30,000-60,000	30,000
CAL-117-2013 flammability compliant	Yes	Yes
CAL-Proposition 65 chemical compliant	Yes	Yes
Cushion is reversible	Yes (Some exceptions apply)	No (Cushions have mesh-panel vents for airflow)

Option 2 – Special Order Fabrics

Can't find the perfect fabric within our Stocked assortment? Then select one from hundreds of additional Sunbrella options and we'll special order it for you. Many colors, patterns, and constructions are available – including more choices in Sunbrella Rain fabrics that are virtually waterproof. View all Special Order Fabric options online at trivantage.com/fabric-upholstery.

Option 3 – Customer's Own Material (C.O.M.)

For maximum personalization, use our C.O.M. service. As the name implies, this service allows you to send us your own fabric to design your ideal cushions. See kingsleybate.com for additional details.

2. Choose Fill – Three Options

Select the fill option that best suits your needs for comfort and drying time.

	Option 1 Standard Fill	Option 2 + Water Resistant Liner³	Option 3 + Reticulated Foam
Comfort	High	Med-High	Med-Low
Drying time¹	24-48 hours	Less than 24 hours	Less than 24 hours
Seat fill	Polyurethane Foam Polyester Batting (No liner)	Polyurethane Foam Polyester Batting Water Resistant Liner/Casing	Reticulated Foam Polyester Batting (No liner)
Back fill²	Polyester Pillow Fill Standard Liner/Casing or Polyurethane Foam Polyester Batting	Polyester Pillow Fill Water Resistant Liner/Casing or Polyurethane Foam Polyester Batting Water Resistant Liner/Casing	Polyester Pillow Fill Standard Liner/Casing or Reticulated Foam Polyester Batting (No liner)

¹ Drying times are estimates only. Results vary greatly based on water-repellency of fabric, cushion thickness, saturation level, climate, and commitment to care and maintenance.

² Back fill materials vary based on cushion model.

³ Not for use with non-breathable fabrics, such as Sunbrella® Rain.




Polyurethane Foam
Open-cell foam has superior responsiveness and elasticity, providing the highest level of comfort, support, and longevity.



Reticulated Foam
Highly porous 'flow-through' foam offers improved drainage over polyurethane foam while having less elasticity and a firmer sit.



Polyester Batting
A soft fiber used to wrap foam for a plush appearance and comfortable feel.



Polyester Pillow Fill
A soft, cottony fiber typically used in back cushions. Offers good support while providing sink-in comfort.



**Liner/Casing:
Standard or Water Resistant**
A breathable, weather-friendly textile used to encase cushion fill. Made from polyurethane and offered in standard or water resistant versions.

3. Choose Customizations


Customize other elements of your cushions for a truly personalized result. Available options for each cushion model may vary.

- Add or remove a welt
- Specify the welt in a different fabric than the cushion body ('contrasting welt')
- Specify the welt to be cut on the bias
- Replace the welt with C.O.M. braided cording
- Specify different fabrics for seat and back cushions
- Remove ties or fasteners
- Order non-slip pad to help cushions grip frames


STOCKED FABRICS

STANDARD PERFORMANCE

We curate our stocked designer fabrics from only the finest brands in outdoor performance textiles. Fabrics are constructed from solution-dyed acrylic and offered in either standard or high performance options. See page 202 for additional details.



Cloud • **5404**
Grade • **A**



Natural • **1044**
Grade • **A**



Sailcloth Salt • **32018**
Grade • **C**



Linen Snow • **5675**
Grade • **B**



Sparkle Snow • **1732**
Grade • **A**



Canvas • **5453**
Grade • **A**



Cast Pumice • **48104**
Grade • **A**



Garza Cloud • **1567**
Grade • **D**



Demo Putty • **4282**
Grade • **B**



Chamomile • **1642**
Grade • **A**



Path Sand • **5282**
Grade • **B**



Linen Parchment • **5681**
Grade • **B**

HIGH PERFORMANCE SUNBRELLA® RAIN



Canvas Rain • **9953**
Grade • **C**




Cast Silver Rain • **9902**
Grade • **C**



Fog Rain • **9908**
Grade • **C**



Ocean Rain • **9907**
Grade • **C**



Navy Rain • **9939**
Grade • **C**



Sparkle Birch • **1706**
Grade • **A**



Sailcloth Sand • **32002**
Grade • **C**



Flax • **5460**
Grade • **A**




Buff • **1033**
Grade • **A**



Linen Dune • **5680**
Grade • **B**




Oat • **4109**
Grade • **A**



Sailcloth Sahara • **32016**
Grade • **C**



Fog • **4108**
Grade • **A**



Switch Flax • **4052**
Grade • **A**



Tranquil Linen • **5231**
Grade • **B**




Costa Fawn • **4474**
Grade • **D**



Level Pumice • **4438**
Grade • **C**



Demo Fog • **4283**
Grade • **B**



Linen Sandstone • **5678**
Grade • **B**




Cast Silver • **48102**
Grade • **A**



Glacier • **5011**
Grade • **C**



Linen Shale • **5676**
Grade • **B**



Path Pewter • **5281**
Grade • **B**




Sailcloth Seagull • **32023**
Grade • **C**



Solana Seagull • **3208**
Grade • **C**



Spinner Diamond Pebble • **5392**
Grade • **D**




Smoke • **1043**
Grade • **A**



Linen Dove • **5679**
Grade • **B**



Dovetail • **6231**
Grade • **A**



Striato Silver • **5171**
Grade • **B**



Linen Sterling • **5683**
Grade • **B**



Labyrinth Smoke • **4515**
Grade • **C**


FABRIC SELECTION



Sharkskin•**9415**
Grade•**A**



Attune Fossil•**4431**
Grade•**D**



Demo Stone•**4284**
Grade•**B**



Carbon•**1020**
Grade•**A**




Switch Silver•**4055**
Grade•**A**



Mainstreet Twig•**4617**
Grade•**B**




Ash•**4110**
Grade•**A**



Taupe•**5461**
Grade•**A**



Linnaeus Fog•**4538**
Grade•**C**




Sparkle Taupe•**1731**
Grade•**A**




Linen Stone•**5677**
Grade•**B**



Charcoal•**54048**
Grade•**A**



Millstone•**9862**
Grade•**A**




Obsidian•**6229**
Grade•**A**



Spirit Onyx•**5191**
Grade•**A**



Navy•**6439**
Grade•**A**




Sparkle Navy•**1726**
Grade•**A**



Path Navy•**5280**
Grade•**B**



Batik Navy•**4942**
Grade•**D**




Royal Navy•**5442**
Grade•**A**



Neptune•**6433**
Grade•**A**



Spirit Indigo•**5190**
Grade•**A**



Pinstripe Denim•**1472**
Grade•**B**



Theda Denim•**5210**
Grade•**D**



Capri Blue•**5426**
Grade•**A**




Cast Ocean•**48103**
Grade•**A**




Linnaeus Indigo•**4539**
Grade•**C**



Linen Tide•**5684**
Grade•**B**



Attune Chambray•**4430**
Grade•**D**



Solve Denim•**5350**
Grade•**C**



Coast•**4111**
Grade•**A**



Linen Chambray•**5673**
Grade•**B**



Ocean•**4107**
Grade•**A**



Ticking Ocean•**4033**
Grade•**B**



Costa Sky•**4475**
Grade•**D**




Tranquil Sky•**5232**
Grade•**B**



Thayer Clay•5311
Grade•D




Dupioni Papaya•8053
Grade•B




Brick•5464
Grade•A



Jockey Red•5403
Grade•B



Stitches Mist•4577
Grade•A



Thayer Chambray•5310
Grade•D



Haze•5450
Grade•A



Mainstreet Sky•4616
Grade•B



Linen Spa•5682
Grade•B



Cast Mist•48101
Grade•A




Labyrinth Aqua•4514
Grade•C




Gavin Mist•56052
Grade•A



Spa•5413
Grade•A




Linnaeus Spring•4540
Grade•C




Aloe•5457
Grade•A



Ticking Aloe•4036
Grade•B



Fern•5487
Grade•A



Evergreen•6228
Grade•A



Tranquil Aloe•5230
Grade•B




Path Sunshine•5283
Grade•B




Sunshine•5477
Grade•A

COLORS


SLINGS




Black (Steel) • **BK**




Black (Teak) • **BK**




Blue • **BL**



Bronze • **BZ**




Cream • **C**




Gray • **G**




White • **HT**




Orange • **O**




Taupe • **PE**



Slate • **SL**



Cilantro • **T**



Sand • **W**

DISTRESSED TEAK




Antiqued White • **AW**



Antiqued • **Q**



Rustic • **R**




Vintage • **VT**

ECO-TEAK™




Vintage • **VT**

ALUMINUM



Putty • **PY**



Rattan • **RT**




White • **WH**


ROPE




Charcoal (5mm) • **CH5**



Charcoal (8mm) • **CH8**




Dove (5mm) • **DV5**



Pearl (5mm) • **PL5**

See individual collection pages for stocked and special order colors.

WICKER




Ash • **AH**



Café Black • **BA**



Black • **BK**



Cool Grey • **CG**



Camel • **CM**




Classic Rattan • **CR**




Cobblestone • **CS**




Classic White • **CW**



Driftwood • **D**




French Blue • **FB**




French Gray • **FG**



Flagstone • **FS**



Granite • **GR**



Textured Charcoal • **H**



Ivory • **IV**



Willow • **L**



Mocha • **M**



Natural Cord • **NC**



Hemp • **PM**



Royal Blue • **RB**



Natural Rope • **RP**



Rush • **RU**



Sea Salt • **S**



Seagrass • **SG**




Sisal • **SI**



Sunset • **SN**




Shadow • **SW**



Textured Gray • **TG**



Thatch • **TH**



White • **W**



Café White • **WF**



Oyster • **Y**

QUICK SHIP

CUSHIONS & CANOPIES


Quick Ship cushions are available for immediate delivery on most items. Choose from a curated selection of our most popular fabrics, including two options in our most water-resistant construction: Sunbrella® Rain. See page 202 for details on how Sunbrella Rain fabric differs from standard Sunbrella. All cushions are made using our standard fill for maximum comfort. See chart for available options by collection.



Canvas • **5453**
Grade • **A**



Fog • **4108**
Grade • **A**



Millstone • **9862**
Grade • **A**



Navy • **6439**
Grade • **A**



Ocean • **4107**
Grade • **A**



Smoke • **1043**
Grade • **A**

SUNBRELLA® RAIN

Canvas Rain • **9953**
Grade • **C**

Fog Rain • **9908**
Grade • **C**

	Canvas Rain	Fog Rain	Canvas	Fog	Millstone	Navy	Ocean	Smoke
Algarve	•	•	•	•	•			•
Amalfi	•	•	•	•	•	•		•
Amelia [◇]	•		•					
Azores	•	•	•	•				•
Cape Cod						•	•	
Charlotte	•	•	•	•		•	•	•
Chelsea	•	•	•	•	•	•	•	•
Classic Chaise			•			•		
Culebra		•	•	•				•
Frances [◇]	•	•	•	•			•	•
Hadley	•	•	•	•			•	
Hana	•	•	•	•				
Hudson	•	•	•	•			•	
Ipanema	•		•	•				•
Jupiter	•	•	•	•			•	•
Lucia [◇]	•	•	•	•			•	
Mendocino		•	•	•				•
Montauk	•	•	•	•				
Monterey	•	•	•	•	•	•		•
Nantucket	•		•	•		•		•
Normandy	•		•					
Sag Harbor [◇]	•	•	•	•		•	•	•
Somerset	•		•			•		
Southampton	•	•	•	•		•	•	•
Spencer	•	•	•	•			•	•
St. Barts [◇]	•	•	•	•	•	•	•	•
Steamer			•			•		
Tivoli	•	•	•	•				•
Tortola	•		•				•	
Vero	•	•	•	•		•	•	•
Westport [◇]	•	•	•	•			•	•
Zona			•	•				•
Umbrella Canopies			•	•		•	•	

[◇]Excludes: **Amelia** Daybed Slipcover (AL82 - CUS235); **Frances** Chairs (FN14/15 - CUS193); **La Jolla** Chairs (LJ14/15 - CUS240); **Lucia** Chair (LU15 - CUS224); **Sag Harbor** Left Facing Corner (SH27 - CUS126) and High Back Lounge (SH30HB - CUS164); **St. Barts** Dining Chairs (SB14/15 - CUS122, CUS128), Sectional Corner (SB27 - CUS168), and Ottoman (SB31 - CUS169); **Westport** Side Chair (WR14 - CUS109), Armchair (WR15 - CUS39), and Chaise (WR70 - CUS83).

AN IMPORTANT MESSAGE ABOUT OUR TEAK

Preservation of the Earth's ecological system is today a major concern. Indiscriminate deforestation of the Amazon Basin and other rainforests has led to widespread suspicion by the public of those companies in the teak industry. Kingsley Bate leads the way in the garden furniture market... the first American company to use Javanese teak in the manufacture of its furniture. Our Indonesian teak is harvested from carefully controlled plantations, established by the Dutch in the mid-19th century. The Indonesian government allows the felling of a limited number of trees each year, and ensures that an equal amount of reforestation takes place. In 1983 Kingsley Bate, in conjunction with the Indonesian government and its people, undertook to develop a teak furniture program in Java. Since then, Indonesia and Kingsley Bate have shown that such a program can be implemented without detriment to that country's natural resources.



Boston Symphony Orchestra Hall, Tanglewood. Furniture by Kingsley Bate.



Kingsley Bate 7200 Gateway Court, Manassas, Virginia 20109 t 703.361.7000 f 703.361.7001

teak@kingsleybate.com | www.kingsleybate.com